

APRIL 2015

PASCO COUNTY ALLIANCE FOR SUBSTANCE ABUSE PREVENTION (ASAP)



Profile of Alcohol and Drug Indicators

For more information about Pasco County's Alliance for Substance Abuse Prevention or the Profile of Alcohol and Drug Indicators, please contact:

ASAP
7809 Massachusetts Avenue
New Port Richey, FL 34653
(727) 597-2284
www.pascoasap.com
mrousseau@pascoasap.com

Mission Statement

To develop, motivate, and encourage strategic relationships that reduce countywide risk factors, preventing and decreasing the use and abuse of drugs in a comprehensive and long-term manner, with a primary focus on youth in the community.

Active Members

- Pasco Sheriff's Office
- BayCare Behavioral Health
- Pasco Sheriff's Child Protective Investigators
- Youth and Family Alternatives
- Pasco Kids First
- Florida Department of Health - Pasco County
- District School Board of Pasco County
- Poison Information Center - Tampa
- Healthy Start Coalition
- WTOGTV - CW44
- Florida Alcohol Tobacco and Beverage (ABT)
- Public Defender's Office
- Cox Radio
- Saint Leo University
- Pasco Hernando Community College
- Dade City Police Department
- Trinity Pain Center
- Department of Children and Families
- Department of Juvenile Justice
- DUI School
- Joy FM
- Dependency Court
- Premier Community Health Care Group
- Parents
- STAND
- Save our Society from Drugs (SOS)
- Patch.com
- Nar-Anon and Nar-A-teen
- United Way of Pasco
- Calvary Chapel Worship Center (CCWC)
- CFBHN
- Drug Free America



ASAP Board of Directors from left to right:

- Treasurer Debbie Antioco, BayCare Behavioral Health
- Chair Tracey Kaly, BayCare Behavioral Health
- Vice Chair Art Rowand, Pasco Sheriff's Office
- Secretary Paula Green, Youth and Family Alternatives
- Board Member at Large Phil Cohen, Public Defender's Office
- Coalition Coordinator, Chrissie Parris

Not Pictured: Board Member at Large Chris Wittmann, Trinity Pain Center

Table of Contents

| | |
|---|-----------|
| Letter to Community Stakeholders | 5 |
| Report Highlights | 6 |
| Introduction | 7 |
| 2014 Accomplishments/Successes | 8 |
| Criminal Justice Indicators | 9 |
| Table 1. Alcohol- and Drug-Related Offense and Arrest Data | 9 |
| Figure 1. Comparison of Pasco County DUI and Drug/Narcotic Arrests | 9 |
| Figure 2. Pasco County Liquor Law Violations | 9 |
| Florida Youth Substance Abuse Survey | 10 |
| Table 2. Students Reporting Past 30-day Use of Selected Drugs | 10 |
| Figure 3. Past 30-day Use of Alcohol, Tobacco and Other Drugs among Pasco County Middle and High School Students, 2014..... | 10 |
| Table 3. Pasco County Students Reporting Past 30-day Use of Selected Drugs | 11 |
| Figure 4. Past 30-day Alcohol Use Pasco County 2006-2014 | 11 |
| Figure 5. Past 30-day Binge Drinking Pasco County 2006-2014..... | 12 |
| Table 4. Middle and High School Students Reporting Lifetime Use of Selected Drugs..... | 13 |
| Figure 6. Lifetime Use of Alcohol, Tobacco, and other Drugs among Pasco County Students, 2014 | 13 |
| Table 5. Pasco County Students Reporting Lifetime Use of Selected Drugs..... | 14 |
| Figure 7. Alcohol Trends Summary for Pasco County 2004-2014 | 15 |
| Figure 8. Marijuana Trends Summary for Pasco County, 2004-2014..... | 15 |
| Table 6. Pasco County and Florida Statewide High School Students Who Started Using Alcohol, Cigarettes, or Marijuana at Age 13 or Younger | 16 |
| Table 7. Pasco County Students Reporting Past 12 Month Drug-Related Behavior..... | 16 |
| Table 8. Pasco School District Data for On-Campus Use of Tobacco, Alcohol and Drugs 2008-2012..... | 16 |
| Figure 9. Usual Source of Alcohol within the past 30-days among High School Drinkers, 2014 | 17 |
| Figure 10. Usual Drinking Location within the past 30-days among High School Drinkers, 2014..... | 17 |
| Figure 11. Comparisons of Past 12-month Delinquent Behavior Among Pasco County Middle and High School Students 2014..... | 18 |
| Figure 12. Bullying-related Behaviors among Pasco County Middle and High School Students, 2014 | 18 |
| Mortality Data | 19 |
| Table 9. Suicide Attempts Using Poisons or Medications in Pasco County by Age Group (FL Poison Information Center Network) | 19 |
| Table 10. Pasco County Suicide Deaths by Age Group..... | 19 |
| Table 11. Alcohol-Related Crashes, Injuries, and Fatalities | 20 |

| | |
|--|-----------|
| Figure 13. Pasco County Alcohol-Related Crashes and Injuries | 20 |
| Figure 14. Pasco County Alcohol-Related Fatalities | 21 |
| Table 12. Pasco and Pinellas Counties Drug-Related Deaths by Lethal and Non-Lethal Levels | 21 |
| Figure 15. Comparison of Pasco and Pinellas Counties Drug-Related Deaths by Non-Lethal Level | 22 |
| Figure 16. Comparison of Pasco and Pinellas Counties Drug-Related Deaths by Lethal Level..... | 22 |
| Table 13. Pasco and Pinellas Counties Drug-Related Deaths by Age and Lethal/Non-Lethal Levels (2013).... | 23 |
| Table 14. District 6 Drug-Related Deaths by Lethal and Non-Lethal Levels..... | 23 |
| Figure 17. Pasco County Lethal Level of Drug is Cause of Death..... | 24 |
| Figure 18. Pasco County Non-Lethal Drug is Present at Death | 24 |
| Trends in Prescription Drug Abuse..... | 25 |
| Table 15. Prescription Drug Monitoring Program Registration by County..... | 25 |
| Figure 19. Prescription Drug Monitoring Program Registration by County | 26 |
| Figure 20. 126 Million Oxycodone Pills Dispensed by the Top 100 Florida Pharmacies..... | 27 |
| Figure 21. 98 of the Top 100 Doctors Dispensing Oxycodone Nationally are in Florida | 27 |
| Table 16. Substance-Exposed Newborns by County of Residence | 28 |
| Figure 22. Substance Exposed Newborns by County of Residence | 28 |
| Trends in Synthetic Drug Abuse..... | 29 |
| Figure 23. Pasco County Bath Salt Cases by Age | 29 |
| Figure 24. K-2/Spice Use in Pasco County by Age | 30 |
| Figure 25. K-2/Spice Cases by Hospital Location | 31 |
| Figure 26. K-2/Spice Use Nationwide | 31 |
| Treatment Data..... | 32 |
| Table 17. Admission to Substance Abuse Treatment | 32 |
| Figure 27. Adult Admissions to Pasco County Substance Abuse Providers..... | 32 |
| Table 18. Admission Data on Drug of Choice for Adults in Pasco County..... | 33 |
| Table 19. Admission Data on Drug of Choice for Youth in Pasco County..... | 33 |
| Appendix A: Who are Pasco’s Impaired Drivers? The Current Results of the Last Drink Survey | 34 |
| Appendix B: Pasco County Last Drink Assessment..... | 35 |
| Acknowledgements | 39 |



Dear Community Stakeholder,

The Pasco County Alliance for Substance Abuse Prevention (ASAP) Coalition has been busy at work this past year. Since our inception in 2006, we have increased our membership by over 500%. We enjoy active membership from many sectors of our community including law enforcement, faith-based organizations, youth-serving organizations, schools, businesses, civic groups, healthcare, behavioral health service providers, government, media, parents, and youth. We are very proud of the time and commitment that our community members give and we would not be able to do this work without them!



Tracey Kaly, LMHC
Clinical Manager
BayCare Behavioral Health

As always, our mission is “to develop, motivate, and encourage strategic relationships that reduce countywide risk factors and decrease substance abuse among youth and adults.” Each year, ASAP works with researchers from the University of South Florida to gather and report the most prevalent and up-to-date substance abuse related data impacting Pasco County. In this Indicator Report, we provide a balance of both quantitative and qualitative data from a variety of federal, state, regional and county sources. As you will see, the Indicator Report lends compelling information regarding alcohol and drug related trends impacting families in our community. ASAP examines this data closely in order to deploy evidence-based environmental strategies to target the substance abuse issues most prevalent in our community. Some of the most alarming trends this year and where we have focused much of our energy are surrounding Prescription Drug Abuse and Underage Drinking.

- In 2011, we surveyed Pasco County residents who were arrested for driving under the influence (DUI). Of the 852 respondents, 19% of them used prescription drugs in addition to alcohol at the time of their offense.
- In 2011, 199 children were removed from their homes with caregiver prescription drug involvement in Pasco County, costing our county over \$1.4 million.
- Pasco County has the highest rates in the State of Florida of newborns being born exposed to substances. They are often diagnosed with Neonatal Abstinence Syndrome (NAS) and suffer weeks of painful withdrawal symptoms in the hospital immediately after birth.
- Pasco County stores that sell liquor or beer were checked throughout the year for compliance with not selling to minors. 26% of the stores checked for compliance in Pasco County sold alcohol to underage youth in 2011.
- Our local college data tells us that 20% of first year college students in Pasco County drove after having 4 or more drinks, and 27% rode with a driver who had been drinking.

This report will also discuss ASAP's strategies aimed to reverse the trends described above. We are confident that our focused efforts will make a difference. Additionally, we work to keep ourselves apprised of new substance abuse dangers and possible upcoming trends. Although we do not have quantitative data just yet, we are deeply concerned with the use of synthetic drug, a.k.a. Spice and Bath Salts. Our hospital emergency rooms have noticed patients described as combative, agitated, delusional, or paranoid displaying symptoms of vomiting, seizures, elevated pulse, chest pains, and high blood pressure. To that end, ASAP has partnered with parents, faith based communities, and the Pasco Sheriff's Office to stay ahead of a possible trend and remain action-oriented to prevent further misuse and damage caused by these drugs.

With nearly a half of a million individuals residing in Pasco County, we have our work cut out for us. This report also highlights focused activities that ASAP conducts to help combat these negative trends and to make Pasco County a healthy and safe place for families. Please take a moment to review key accomplishments from 2012 found on page 8.

As an inaugural member and current chairperson for ASAP, I continue to feel honored and humbled to work with such an amazing group of dedicated people within Pasco County. On behalf of our Board of Directors and Executive Committee, I would like to thank our ASAP volunteers for the countless hours that they have provided throughout the year to promote healthy and safe communities within our County. We hope you find this Indicator Report useful and compelling. For more information about our coalition and how to get involved, please visit our website www.PascoASAP.com. With our collective passion and wisdom, we will achieve our shared vision for the future.

Criminal Justice Indicator Highlights

-
-
-
-

Adolescent Prevalence Rate Highlights

Alcohol

-
-
-

Marijuana Use

-
-
-

Tobacco Use

-
-
-

Mortality Data Highlights

-
-
-

Trends in Prescription Drug Abuse

-
-
-
-

Trends in Synthetic Drug Abuse

-
-
-
-

Treatment Data

-
-
-
-

Introduction

Area Description

Pasco County is located on the Gulf of Mexico. Pasco is comprised of 868 square miles of land and is approximately 35 miles from Tampa. The County contains six municipalities: New Port Richey, Port Richey, San Antonio, St. Leo, Zephyrhills, and Dade City, which is the county seat. Located less than an hour's drive north of downtown Tampa and St. Petersburg, Pasco County is a transitioning suburban community. It is the 50th fastest growing county in the United States, with 105,403 new residents since the year 2000 (constituting a 30.6% increase). According to the 2010 census estimate, the population was 464,697, with 88.2% White, 4.5% Black or African American, 2.1% Asian, and 5.2% other races. Census figures also indicate that 11.7% of Pasco's population report being of Hispanic or Latino origin, the slight majority (51.4%) are female, median age is 43.6 years, and 12.3% live below the poverty level. There are 35,978 students in grades 6-12 (16,151 in middle school and 19,827 in high school). Currently, there are nearly 800 licensed premises that sell alcoholic beverages and 19 licensed pain clinics in Pasco County.

Pasco County Alcohol and Drug Indicator Analysis

Indicator reporting programs are a useful means of gauging the extent of local alcohol and drug use and their related problems. Additionally, collecting indicator data over time will help to ascertain the impact of efforts designed to reduce alcohol and drug use and its related problems. Indicators can be used by community leaders in the following ways: (1) to identify the most important local substance use problems, (2) to drive community prevention and treatment strategies, and (3) to evaluate the results of new policies and programs. To this end, the Pasco County Alliance for Substance Abuse Prevention (ASAP) worked with researchers to conduct an evaluation of adolescent and adult alcohol and drug use indicators available throughout Pasco County. The data was compared to state averages.

Data Sources

This report describes alcohol and other drug trends in Pasco County, using the data sources summarized below:

- Uniform Crime Report (UCR)
- Florida Department of Children and Families (DCF)
- Florida Youth Substance Abuse Survey (FYSAS)
- Florida Department of Law Enforcement (FDLE)
- Drug Enforcement Agency (DEA)
- Florida Agency for Health Care Administration (AHCA)
- Florida Office of Vital Statistics
- Florida Poison Control
- Florida Department of Highway Safety and Motor Vehicles (FDHSMV)
- BayCare Behavioral Health

2013 Accomplishments/Successes



| | | |
|--|-----------|---|
| <ul style="list-style-type: none"> ♦ <i>STAND – Safe Teens AgaiNst Drugs</i> hosts a Teen Challenge with the Florida Army National Guard ♦ State Attorney General's Task Force on Prescription Drug Abuse and Newborns accepts ASAP and the Healthy Start Coalition of Pasco recommendation that NAS be made a reportable disease for the purposes of uniform data collection ♦ Indicator Report Published ♦ Prescription Drug Project branding launched (Pasco, Be SMARxT) | January | <ul style="list-style-type: none"> ♦ Presentations to OB offices begin including information on Substance Exposed Newborns, screening for substance abuse, and community resources ♦ Screening Brief Intervention & Referral (SBIRT) Training conducted ♦ The play SEVEN is presented to 240 middle school students ♦ Medication Take Back event in a 55+ community ♦ STAND logo and branding is launched |
| <ul style="list-style-type: none"> ♦ Presented to Rasmussen School of Nursing and Florida Hospital of Wesley Chapel on the prevalence of prescription drug abuse and substance exposed newborns ♦ ASAP prevention efforts added to Child Protective Investigator's Training ♦ Motivational Interviewing trainings provided to 100 community partners | February | <ul style="list-style-type: none"> ♦ Parent Summit: Challenges Facing Teens, What You Need to Know ♦ ASAP is featured on the front page of the Neighborhood News ♦ Safe Festival training and scan of the Chasco Fiesta ♦ Pill Drop with Sheriff's Office collects 2,400 pounds of medications ♦ Nearly 200 stores checked for compliance on alcohol sales with a 90% compliance rate ♦ Synthetic Drug Compliance check for local ordinance included with 100% compliance |
| <ul style="list-style-type: none"> ♦ 325 community partners attend the 3rd Annual ASAP Conference, The Prescription Drug Epidemic: Building Bridges to Take Action ♦ MADD hosts the first Pasco County MADD Candlelight Vigil ♦ 4th Annual Cyclone Rally Against Underage Drinking and Medication Abuse hosted by the Centennial Middle School's SADD club ♦ Sixth Permanent Medication Disposal site in Pasco County opened at the New Port Richey Police Department ♦ 13 STAND youth participate in the National Youth Leadership Initiative ♦ Court upholds first civil fines from local synthetic drug and paraphernalia ordinance | March | <ul style="list-style-type: none"> ♦ Conclusion of the Prescription Drug Project: efforts reached nearly 11,500 people through community outreach and education activities; 368 additional detoxification treatment days and 900 additional residential treatment days were utilized; and intelligence lead policing technology was implemented ♦ Communities Mobilizing for Change on Alcohol training conducted ♦ Marchman Act Training provided for case managers and CPT's ♦ Motivational Interviewing training provided to 13 community partners ♦ Public Service Announcements on medication safety produced |
| <ul style="list-style-type: none"> ♦ Marijuana Task Force launched ♦ ASAP receives letter from Attorney General Pam Bondi's office offering congratulations on the success of the 3rd Annual ASAP conference ♦ Attendance at the CADCA (Community Anti Drug Coalitions of America) MidYear Institute in Austin, TX | April | <ul style="list-style-type: none"> ♦ Pill Drop collaboration with North Bay Hospital, BayCare Behavioral Health, and the Pasco Sheriff's Office ♦ Mathew Dunagan from Attorney General Pam Bondi's office speaks at the monthly ASAP meeting |
| <ul style="list-style-type: none"> ♦ STAND kicks off monthly youth led monthly community meetings. ♦ University of South Florida begins research project evaluating prevention initiatives in Pasco | May | <ul style="list-style-type: none"> ♦ 4th Annual NOPE Candlelight Vigil in collaboration with Renew Pasco ♦ Freeze Mob held at the Red Ribbon Week Kick Off and Pep Rally in Dade City ♦ Follow up recommendations made to the State Attorney General's Task Force on Prescription Drug Abuse and Newborns ♦ Participated in a panel discussion at the Drug Free Workplace Summit ♦ ASAP featured in both national and local articles on synthetic drugs and local articles on synthetic drugs |
| <ul style="list-style-type: none"> ♦ ASAP launches the Pasco Youth Initiative Substance Abuse Committee. ♦ New logo for ASAP unveiled ♦ Be Aware Don't Share Public Service Announcements on medication safety launched online | June | <ul style="list-style-type: none"> ♦ ASAP celebrates one-year anniversary with the West Pasco Chamber of Commerce ♦ 4th Annual Holiday Luncheon held for community partners ♦ Neighborhood News print ads end reaching 40,000 homes over last 12 months |
| | July | |
| | August | |
| | September | |
| | October | |
| | November | |
| | December | |

2014 Accomplishments/Successes



| | | |
|---|------------------|--|
| <ul style="list-style-type: none"> ♦ “Be Aware, Don’t Share” Medication Safety Marketing Campaign launched ♦ Presented at the Pasco County Legislative Delegation ♦ Presentation to Career Central ♦ Lacoochee Community Center Ribbon Cutting a great success! | January | <ul style="list-style-type: none"> ♦ Presented at CADCA’s National Leadership Conference on Community Health and Wellness and a Coalition’s Role and the poster “Safe Festivals: A Guide to Best Practices” was showcased in the ideas fair ♦ Pasco Sheriff’s Office closes down pain clinic after two year investigation ♦ Presented at the Bay Area Tobacco Summit ♦ 55 plus community pill drop |
| <ul style="list-style-type: none"> ♦ Began Safe Needle Disposal Campaign ♦ Scanned and noted changes suggested after the scan of 2013 Chasco Fiesta ♦ Leslie Gervase from North Bay Hospital was welcomed to the ASAP board | February | March |
| <ul style="list-style-type: none"> ♦ STAND Youth presented to many youth groups during National Prevention Week and were featured in Dade City News article ♦ Collaborated with MADD on their 2nd Annual Candlelight Vigil ♦ STAND and SWAT youth participated in Relay for Life in Trinity ♦ Medication Safety Poster Presentation at the Sarasota Memorial Health Nursing & EBP Research Conference | April | <ul style="list-style-type: none"> ♦ Interviewed on ABC Action News to make comment on the nearly 60% decrease of drug related deaths in Pasco County over the last 3 years ♦ DEA and Earth Day Take Back Events collected over 500 pounds in Pasco ♦ Participated in the Discussion on Sustaining Community Action in Pasco County as part of National Public Health Week ♦ Participated in Safe Kids Day |
| <ul style="list-style-type: none"> ♦ STAND teens and leaders attended the CADCA Mid-Year Institute in Orlando,FL ♦ ASAP and partners from NorthBay Hospital, Poison Control, Operation PAR, and the Sheriff’s Office were spotlighted on CW’s Bayside Show for their work on the Medication Safety Project | May | June |
| <ul style="list-style-type: none"> ♦ Over 500 pounds of medication collected during DEA take back in Pasco County ♦ Awarded the Drug Free Communities Grant for years 6-10 ♦ Poster presentation at the Academy of Medical Surgical Nurses National Conference ♦ Presentation to Rasmussen College nursing students on Substance Abuse in the workplace and participated on panel discussion ♦ Medication Safety Poster at the Academy | July | <ul style="list-style-type: none"> ♦ Implemented policy change for Kia Fest Main Street Blast by scanning all identification for a wristband ♦ First Annual STAND appreciation Picnic held ♦ Collaborated with Youth and Family Alternatives (YFA) on STAND PSA “STAND Above the Influence” |
| <ul style="list-style-type: none"> ♦ Presented at the First Pasco Youth Initiative Summit ♦ BayCare Behavioral Health brands new Community Health Activation Team (CHAT) | August | <ul style="list-style-type: none"> ♦ First two Medication Safety Trainings conducted ♦ Screening on “Eternal High” and discussion of Substance Abuse and Mental Health held in collaboration with NAMI ♦ Presentations to Southeastern College Physician Assistant class and Guarian Ad Litem on Substance Abuse |
| <ul style="list-style-type: none"> ♦ Collaborated with Pasco Youth Initiative on Community Awareness Meeting: A Focus on Teen Marijuana Use ♦ Collaborated on 5th Annual NOPE Candlelight Vigil ♦ New ASAP Coordinator – Monica Rousseau starts ♦ Participated in Walk Like MADD | September | October |
| <ul style="list-style-type: none"> ♦ Presenting at the Pasco Legislative Delegation ♦ Participating on Congressman Bilirakis’ First Annual Mental Health and Substance Abuse Community Conversation | November | December |

Criminal Justice Indicators

Table 1. Alcohol- and Drug-Related Offense and Arrest Data

| Indicator | Pasco County | | | | | Statewide | | | | |
|------------------------------------|--------------|-------|-------|-------|-------|-----------|---------|---------|---------|---------|
| | 2009 | 2010 | 2011 | 2012 | 2013 | 2009 | 2010 | 2011 | 2012 | 2013 |
| DUI Arrests | 1,613 | 1,765 | 1,253 | 1,481 | 1,198 | 53,004 | 52,154 | 43,784 | 44,894 | 42,016 |
| Drug / Narcotic Arrests | 2,094 | 2,661 | 2,444 | 2,281 | 2,433 | 146,056 | 141,775 | 130,296 | 127,919 | 126,192 |
| Liquor Law Violations ¹ | 130 | 88 | 135 | 91 | 74 | 37,715 | 32,630 | 27,256 | 26,954 | 25,227 |

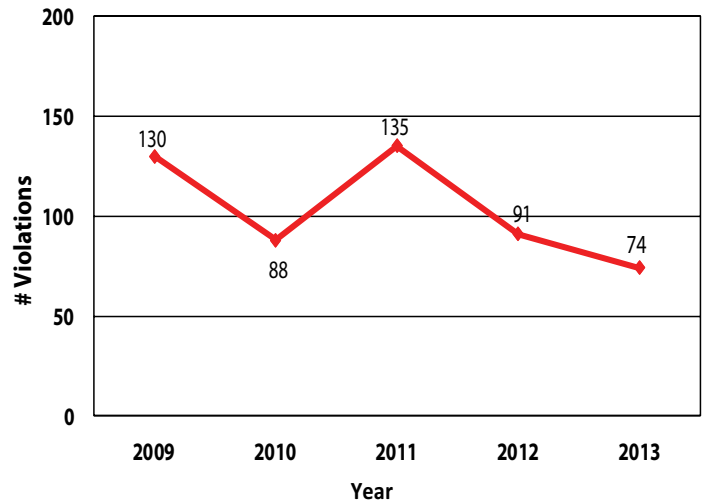
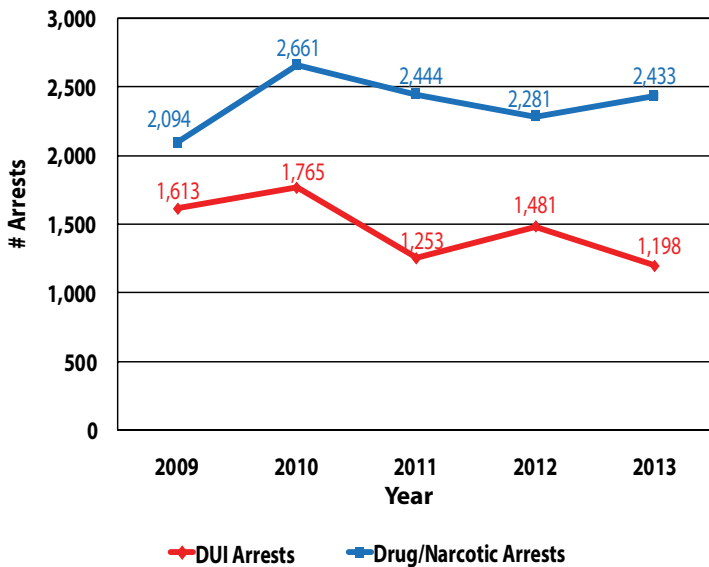
Note. Uniform Crime Report (UCR) data retrieved through FDLE web site: http://www.fdle.state.fl.us/FSAC/data_statistics.asp.

Liquor Law Violations definition ¹: Violation of laws or ordinances prohibiting the manufacture, sale, purchase, transportation, possession or use of intoxicating alcoholic beverages.

- DUI arrests for Pasco County and Florida statewide increased slightly from 2011 to 2012 then decreased in 2010 then decreased in 2013.
- Pasco County’s drug/narcotic arrests peaked in 2010, whereas Florida statewide experienced reductions in this area from 2007 to 2013.
- Pasco’s liquor law violations increased substantially from 30 violations in 2007 to 135 in 2011 then decreased to 74 violations in 2013.

Figure 1. Comparison of Pasco County DUI and Drug/Narcotic Arrests

Figure 2. Pasco County Liquor Law Violations



Florida Youth Substance Abuse Survey

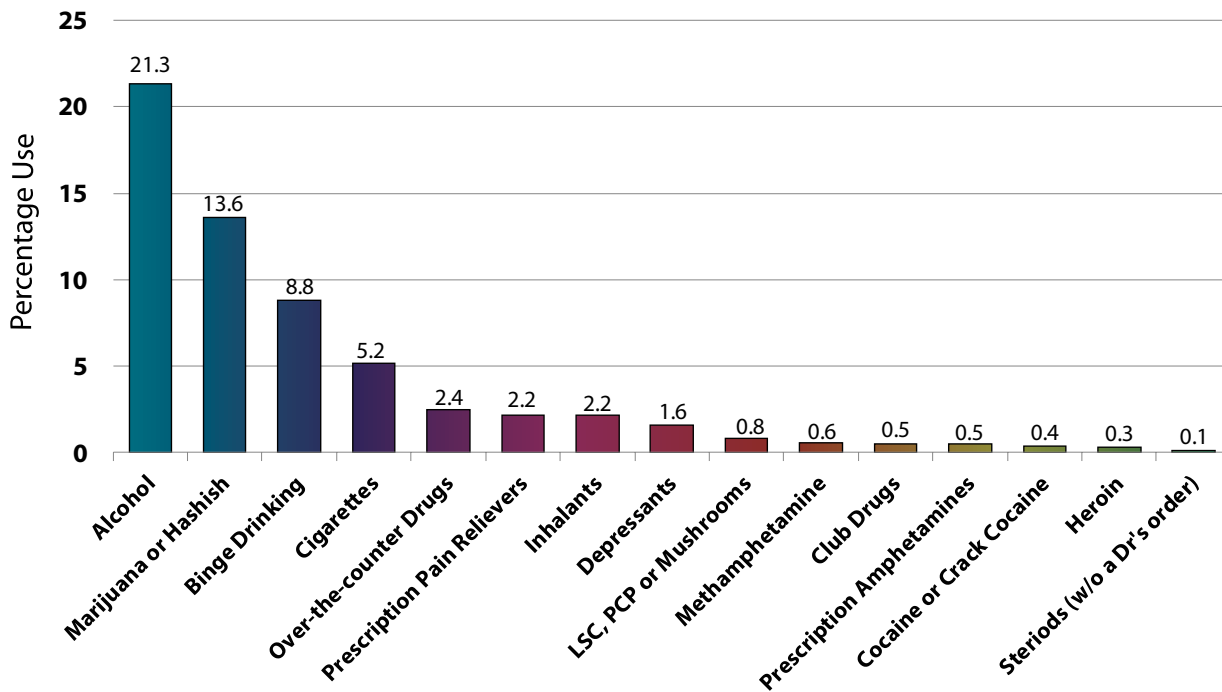
Table 2. Students Reporting Past 30-day Use of Selected Drugs

| Drug Type | Pasco County | | | | Florida Statewide | | | |
|------------------------------|--------------|-------|-------|-------|-------------------|-------|-------|-------|
| | 2008 | 2010 | 2012 | 2014 | 2008 | 2010 | 2012 | 2014 |
| Any Alcohol | 30.0% | 29.2% | 24.3% | 21.3% | 29.8% | 28.8% | 24.6% | 20.5% |
| Binge drinking | 15.8% | 13.5% | 10.0% | 8.8% | 14.8% | 14.1% | 11.3% | 9.5% |
| Cigarettes | 12.3% | 11.8% | 7.2% | 5.2% | 9.1% | 8.8% | 6.6% | 4.9% |
| Smokeless tobacco | --- | --- | --- | -- | --- | --- | --- | -- |
| Marijuana | 12.9% | 14.8% | 11.6% | 13.6% | 11.1% | 13.0% | 4.3% | 12.4% |
| Synthetic Marijuana | --- | --- | --- | 2.1% | --- | --- | --- | 1.4% |
| Inhalants | 2.3% | 3.1% | 1.9% | 2.2% | 3.5% | 3.2% | 2.5% | 2.1% |
| Any illicit drug | 16.2% | 19.4% | 15.8% | 17.8% | 15.8% | 18.0% | 17.2% | 16.4% |
| Any illicit except marijuana | 8.4% | 9.1% | 7.6% | 7.6% | 8.9% | 9.3% | 8.2% | 7.5% |
| Alcohol or any illicit drug | 34.0% | 34.6% | 29.2% | 28.7% | 33.9% | 34.1% | 30.5% | 27.0% |
| Prescription Pain Relievers | 10.8% | 3.0% | 2.4% | 2.2% | 3.2% | 2.9% | 2.3% | 2.1% |
| Prescription Amphetamines | 2.7% | 0.8% | 0.9% | 0.5% | 1.2% | 1.1% | 1.0% | 1.2% |

Note. Data obtained from FYSAS, <http://www.dcf.state.fl.us/mentalhealth/publications/fysas/>

- Similar to Florida’s statewide rates, Pasco County’s past month use of any alcohol decreased from 2006 to 2014 but are still slightly higher than statewide.
- Consistent with statewide rates in 2010, Pasco County’s past 30-day use rates were at their peak for marijuana and any illicit drug use then decreased in 2012 and increased in 2014.
- Binge drinking declined from 20.3% in 2006 to 8.8% in 2012, resulting in an 57% decrease.

Figure 3. Past 30-day Use of Alcohol, Tobacco and Other Drugs among Pasco County Middle and High School Students, 2014



Florida Youth Substance Abuse Survey

Table 3. Pasco County Students Reporting Past 30-day Use of Selected Drugs

| Drug Type | Middle School | | | | High School | | | |
|------------------------------|---------------|-------|-------|-------|-------------|-------|-------|-------|
| | 2008 | 2010 | 2012 | 2014 | 2008 | 2010 | 2012 | 2014 |
| Any alcohol | 15.1% | 16.2% | 13.8% | 11.8% | 42.0% | 39.3% | 32.6% | 28.8% |
| Binge drinking | 6.0% | 7.2% | 5.6% | 4.5% | 23.7% | 18.5% | 13.5% | 12.2% |
| Cigarettes | 5.9% | 5.8% | 4.2% | 2.5% | 17.4% | 16.6% | 9.7% | 7.3% |
| Smokeless tobacco | --- | --- | --- | --- | 5.5% | --- | --- | --- |
| Marijuana | 4.7% | 6.7% | 5.0% | 5.1% | 19.5% | 21.1% | 16.9% | 20.1% |
| Synthetic Marijuana | --- | --- | --- | --- | --- | --- | 5.4% | 2.1% |
| Inhalants | 3.8% | 4.9% | 2.4% | 2.8% | 1.1% | 1.7% | 1.5% | 1.8% |
| Any illicit drug | 8.6% | 12.2% | 8.9% | 9.1% | 22.3% | 25.1% | 21.3% | 24.4% |
| Any illicit except marijuana | 6.5% | 8.2% | 5.9% | 5.6% | 9.9% | 9.7% | 9.0% | 9.1% |
| Alcohol or any illicit drug | 18.0% | 20.6% | 17.3% | 16.7% | 47.0% | 45.6% | 38.8% | 38.1% |
| Prescription pain relievers | 3.2% | 1.5% | 1.9% | 1.1% | 3.8% | 4.1% | 2.8% | 3.1% |
| Prescription amphetamines | .6% | .8% | 0.6% | 0.5% | .8% | .7% | 1.2% | 0.5% |

Note. Data obtained from FYSAS, <http://www.dcf.state.fl.us/mentalhealth/publications/fysas/>

- From 2010 to 2014, past month alcohol use and binge drinking decreased among both middle and high school students.
- Among middle and high school students, 2014 had the lowest rates for any alcohol use, binge drinking, cigarettes, inhalants, any illicit drug except marijuana, and alcohol or any illicit drug.
- Past 30-day alcohol use among high school students steadily decreased from 46.4% in 2006 to 28.8% in 2014.
- Past 30-day marijuana use among high school students increased from 16.9% in 2012 to 20.1% in 2014, a 19% increase.
- Inhalents are the only drug used more by middle school than high school students.

Figure 4. Past 30-day Alcohol Use Pasco County 2006-2014

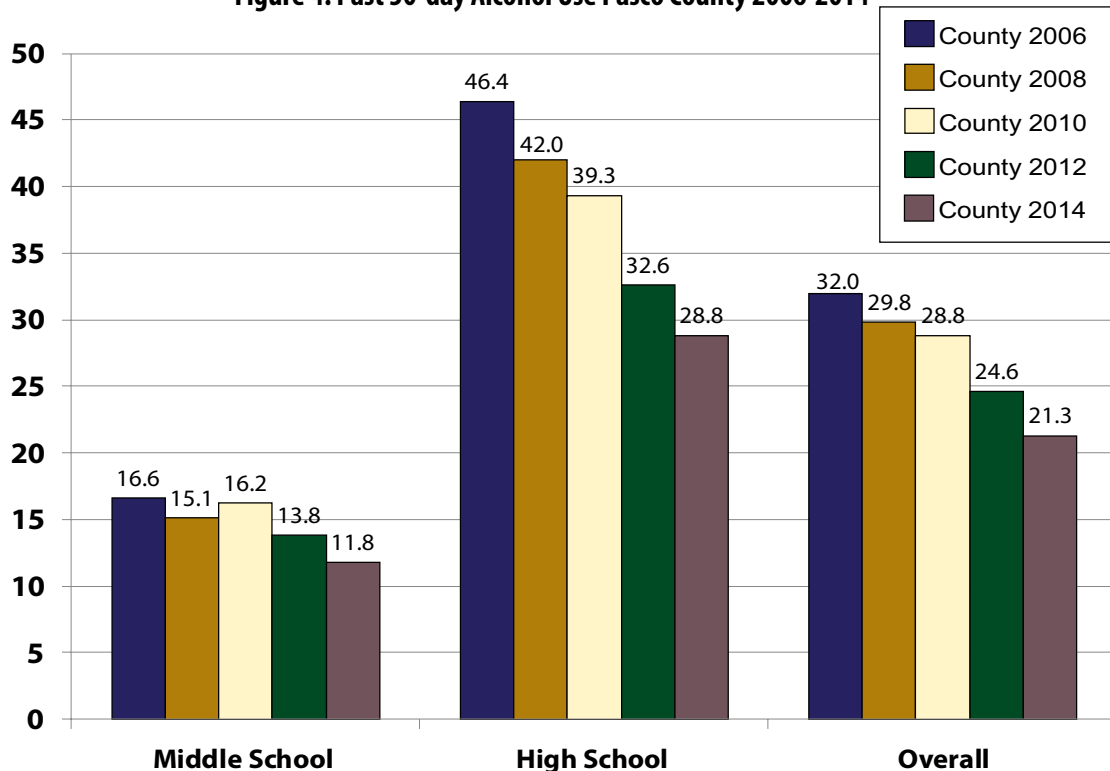
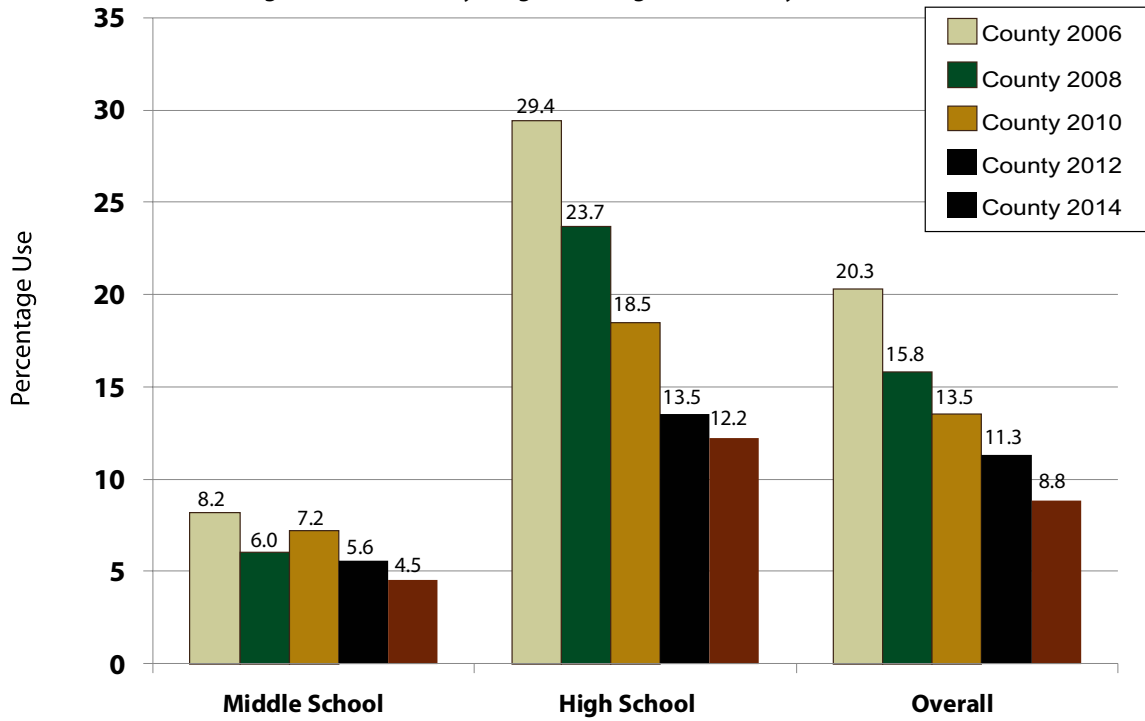


Figure 5. Past 30-day Binge Drinking Pasco County 2006-2014



In 2012, Centennial Middle School's Students Against Destructive Decisions (SADD) and ASAP collaborated for the 3rd Annual Rally Against Underage Drinking. SADD's theme was "Don't Be A Number" based on the statistic 5,000 people under the age of 21 die each year from alcohol-related incidences.

Florida Youth Substance Abuse Survey

Table 4. Middle and High School Students Reporting Lifetime Use of Selected Drugs

| Drug Type | Pasco County | | | | Florida Statewide | | | |
|------------------------------|--------------|-------|-------|-------|-------------------|-------|-------|-------|
| | 2008 | 2010 | 2012 | 2014 | 2008 | 2010 | 2012 | 2014 |
| Any alcohol | 53.9% | 53.1% | 45.6% | 43.2% | 53.2% | 51.5% | 47.3% | 42.6% |
| Blacking Out | --- | --- | --- | 21.9% | --- | --- | --- | 18.9% |
| Cigarettes | 30.4% | 29.2% | 20.4% | 18.2% | 23.0% | 25.9% | 21.3% | 17.6% |
| Smokeless tobacco | --- | --- | --- | --- | --- | --- | --- | --- |
| Marijuana | 23.5% | 27.4% | 22.4% | 23.3% | 21.1% | 23.8% | 23.2% | 22.6% |
| Synthetic Marijuana | --- | --- | --- | 10.0% | --- | --- | --- | 8.8% |
| Inhalants | 10.4% | 10.1% | 8.0% | 7.2% | 11.4% | 10.0% | 7.9% | 6.5% |
| Any illicit drug | 31.3% | 35.1% | 30.5% | 30.2% | 30.4% | 33.0% | 31.7% | 30.0% |
| Any illicit except marijuana | 21.4% | 22.1% | 18.4% | 17.1% | 20.7% | 21.0% | 18.8% | 17.1% |
| Alcohol or any illicit drug | 57.3% | 57.0% | 50.6% | 47.7% | 57.1% | 56.3% | 52.5% | 48.5% |

Note. Data obtained from Florida Youth Substance Abuse Survey (FYSAS) of middle and high school students, <http://www.dcf.state.fl.us/mentalhealth/publications/fysas/>

- From 2006 to 2014, fewer Pasco County students reported lifetime use of alcohol, and this downward trend was also parallel to Florida’s statewide data.
- In 2014, Pasco County reported its lowest rates since 2006 for use of alcohol, cigarettes, inhalants, any illicit drug except marijuana, and alcohol or any illicit drug.
- Pasco County reported increased use of marijuana from 2012 to 2014.
- One out of ten Pasco students reported using synthetic marijuana in the course of their lifetime.

Figure 6. Lifetime Use of Alcohol, Tobacco, and other Drugs among Pasco County Students, 2014

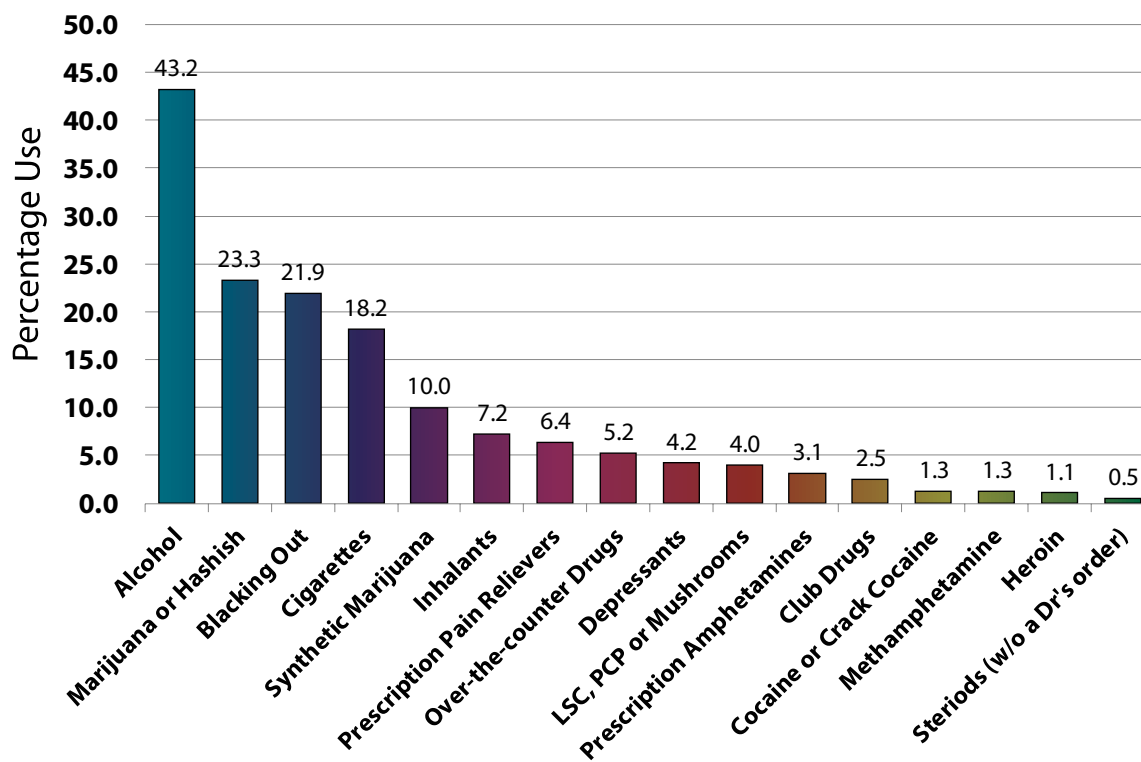


Table 5. Pasco County Students Reporting Lifetime Use of Selected Drugs

| Drug Type | Middle School | | | | High School | | | |
|------------------------------|---------------|-------|-------|-------|-------------|-------|-------|-------|
| | 2008 | 2010 | 2012 | 2014 | 2008 | 2010 | 2012 | 2014 |
| Any alcohol | 35.2% | 34.3% | 24.5% | 27.3% | 69.1% | 67.9% | 62.5% | 55.5% |
| Blacking Out | --- | --- | --- | --- | --- | --- | --- | 21.9% |
| Cigarettes | 19.9% | 18.5% | 11.8% | 10.4% | 38.9% | 37.6% | 27.3% | 24.3% |
| Smokeless tobacco | --- | --- | --- | --- | 15.2% | --- | --- | --- |
| Marijuana | 9.3% | 11.2% | 9.3% | 8.8% | 34.8% | 40.2% | 32.8% | 34.5% |
| Synthetic Marijuana | --- | --- | --- | --- | --- | --- | --- | 10.0% |
| Inhalants | 11.3% | 12.3% | 9.6% | 8.5% | 9.8% | 8.5% | 6.7% | 6.2% |
| Any illicit drug | 19.8% | 22.2% | 19.1% | 17.6% | 40.6% | 45.5% | 39.7% | 39.9% |
| Any illicit except marijuana | 16.1% | 18.4% | 15.4% | 13.3% | 25.7% | 25.0% | 20.8% | 20.1% |
| Alcohol or any illicit drug | 40.2% | 39.7% | 30.7% | 32.1% | 71.2% | 70.8% | 66.6% | 59.9% |

Note. Data obtained from FYSAS, <http://www.dcf.state.fl.us/mentalhealth/publications/fysas/>

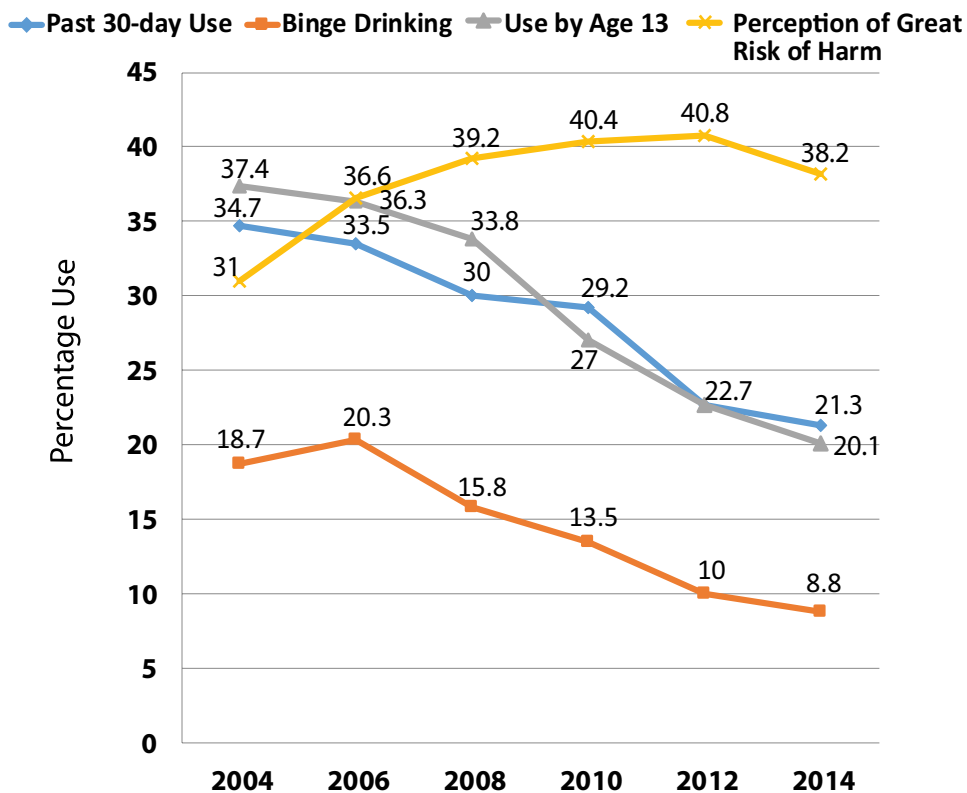
- In 2012, Pasco County middle and high school reported their lowest lifetime rates of alcohol use since 2006; 23% decrease for middle school.
- Rates of lifetime use of marijuana in Pasco middle and high school increased from 2008 to 2010 then decreased in 2012 and 2014; 20% decrease for high school.
- Lifetime rates for alcohol and drug use generally double from middle to high school, except for inhalants which are higher for middle school than high school.
- In 2014, among high school students more than one in five (21.9%) reported blacking out and 10% reported using synthetic marijuana.



Impaired Driving Billboards continue to run throughout Pasco County's busiest roads.

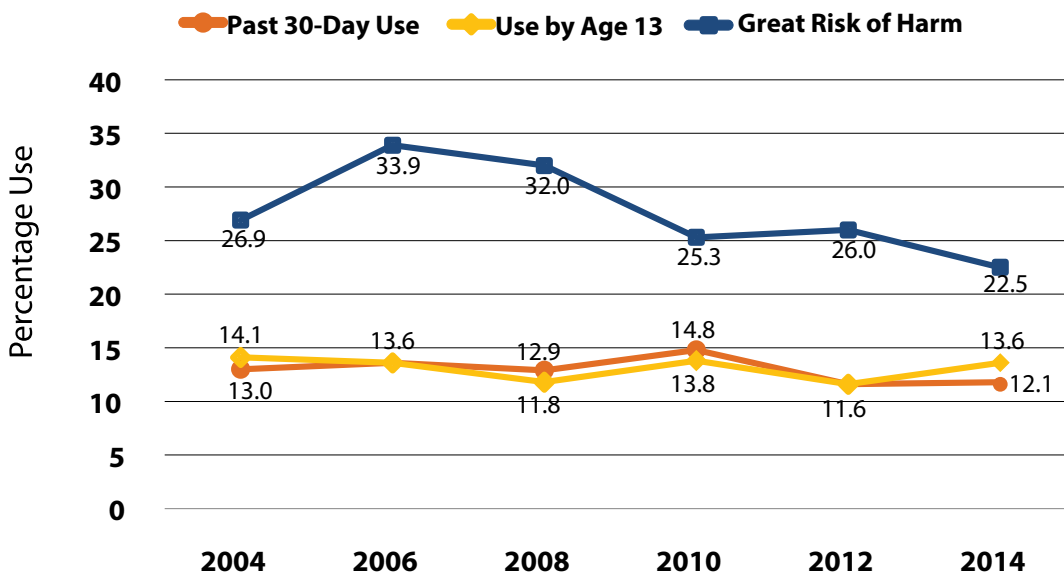
Florida Youth Substance Abuse Survey

Figure 7. Alcohol Trends Summary for Pasco County 2004-2014



- Alcohol use continues to decrease as the associated harm with use increases (i.e., past 30-day, binge drinking, use by age 13).

Figure 8. Marijuana Trends Summary for Pasco County, 2004-2014



- Marijuana use has seen an increase as the harm associated with use decreases
- Perceived risk of harm associated with marijuana use decreased from 32% in 2008 to 25.3% in 2010.

Table 6. Pasco County and Florida Statewide High School Students Who Started Using Alcohol, Cigarettes, or Marijuana at Age 13 or Younger

| High School Student Measure | Pasco County | | | | Florida Statewide | | | |
|-----------------------------------|--------------|-------|-------|-------|-------------------|-------|-------|-------|
| | 2008 | 2010 | 2012 | 2014 | 2008 | 2010 | 2012 | 2014 |
| More than a sip or two of alcohol | 33.8% | 27.0% | 22.7% | 20.1% | 32.3% | 27.1% | 25.4% | 21.8% |
| Drinking at least once a month | 6.2% | 5.6% | 3.2% | 2.1% | 5.9% | 5.8% | 5.0% | 3.9% |
| Cigarettes | 24.7% | 21.0% | 14.9% | 12.5% | 19.9% | 17.1% | 14.5% | 11.9% |
| Marijuana | 11.8% | 13.8% | 11.1% | 12.1% | 10.6% | 11.3% | 11.7% | 11.4% |

Note. Data obtained from FYSAS, <http://www.dcf.state.fl.us/mentalhealth/publications/fysas/>

- The rates of Pasco County and Florida statewide high school students who started using alcohol and cigarettes at or before age 13 decreased from 2006 to 2014.
- Conversely, those who started using marijuana at age 13 or younger increased from 2012 to 2014 in Pasco County but decreased slightly in Florida statewide.
- Marijuana is the only drug that shows an increase in first use before the age of 13.

Table 7. Pasco County Students Reporting Past 12 Month Drug-Related Behavior

| Drug-Related Behavior | Middle School | | | | High School | | | |
|-------------------------|---------------|------|------|------|-------------|-------|-------|------|
| | 2008 | 2010 | 2012 | 2014 | 2008 | 2010 | 2012 | 2014 |
| Selling drugs | 3.4% | 3.5% | 2.0% | 2.8% | 7.8% | 10.0% | 6.2% | 7.8% |
| Drunk or high at school | 6.7% | 9.7% | 5.2% | --- | 17.1% | 18.4% | 16.3% | --- |

Note. Data obtained from FYSAS, <http://www.dcf.state.fl.us/mentalhealth/publications/fysas/>

- For high school students, both selling drugs and being drunk or high at school were at their lowest rates in 2012.
- In 2014, more middle and high school students reported selling drugs than 2012.

Table 8. Pasco School District Data for On-Campus Use of Tobacco, Alcohol and Drugs 2008-2012

| Type and Use | 2008 | 2009 | 2010 | 2011 | 2012 |
|--------------|------|------|------|------|------|
| Tobacco | 256 | 248 | 201 | 91 | 72 |
| Alcohol | 44 | 33 | 29 | 42 | 27 |
| Drug use | 197 | 198 | 206 | 187 | 171 |
| Drug sales | 16 | 26 | 45 | 24 | 17 |

- Tobacco use has decreased significantly from 2008 to 2012.
- Tobacco, alcohol, and drug use were at their lowest rates in 2012.

Florida Youth Substance Abuse Survey

Figure 9. Usual Source of Alcohol within the past 30-days among High School Drinkers, Pasco County 2014

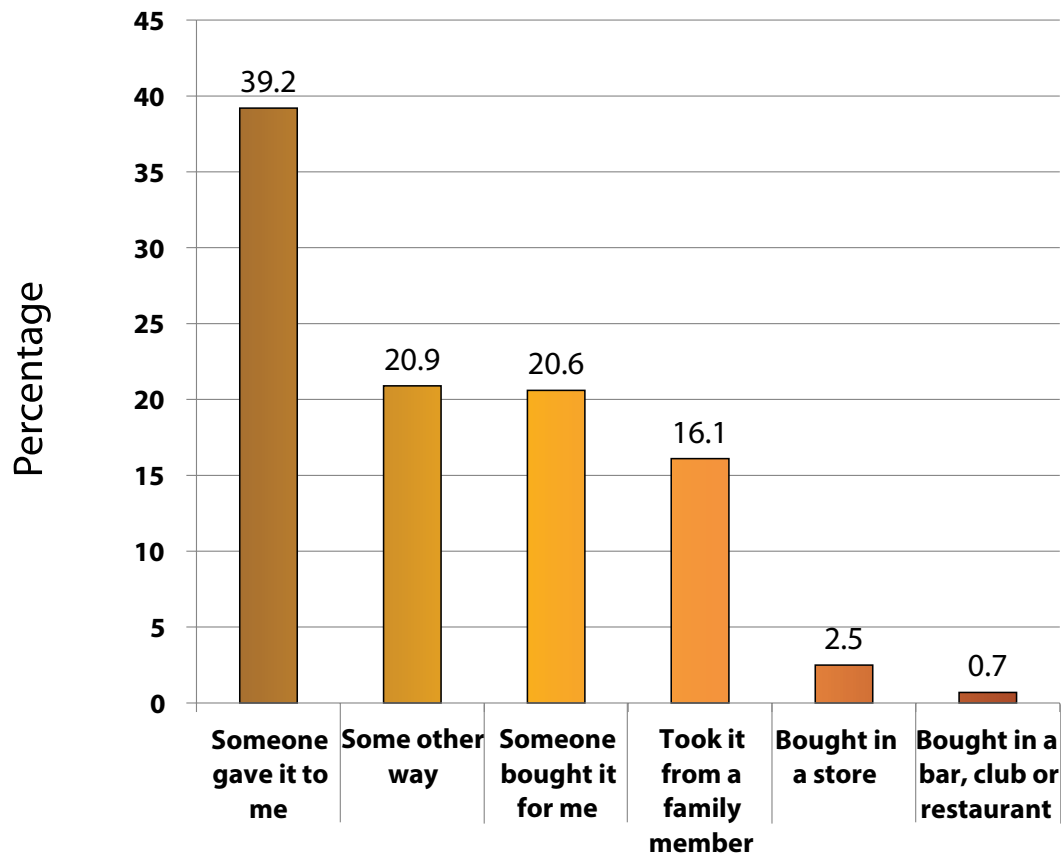


Figure 10. Usual Drinking Location within the past 30-days among High School Drinkers, Pasco County 2014

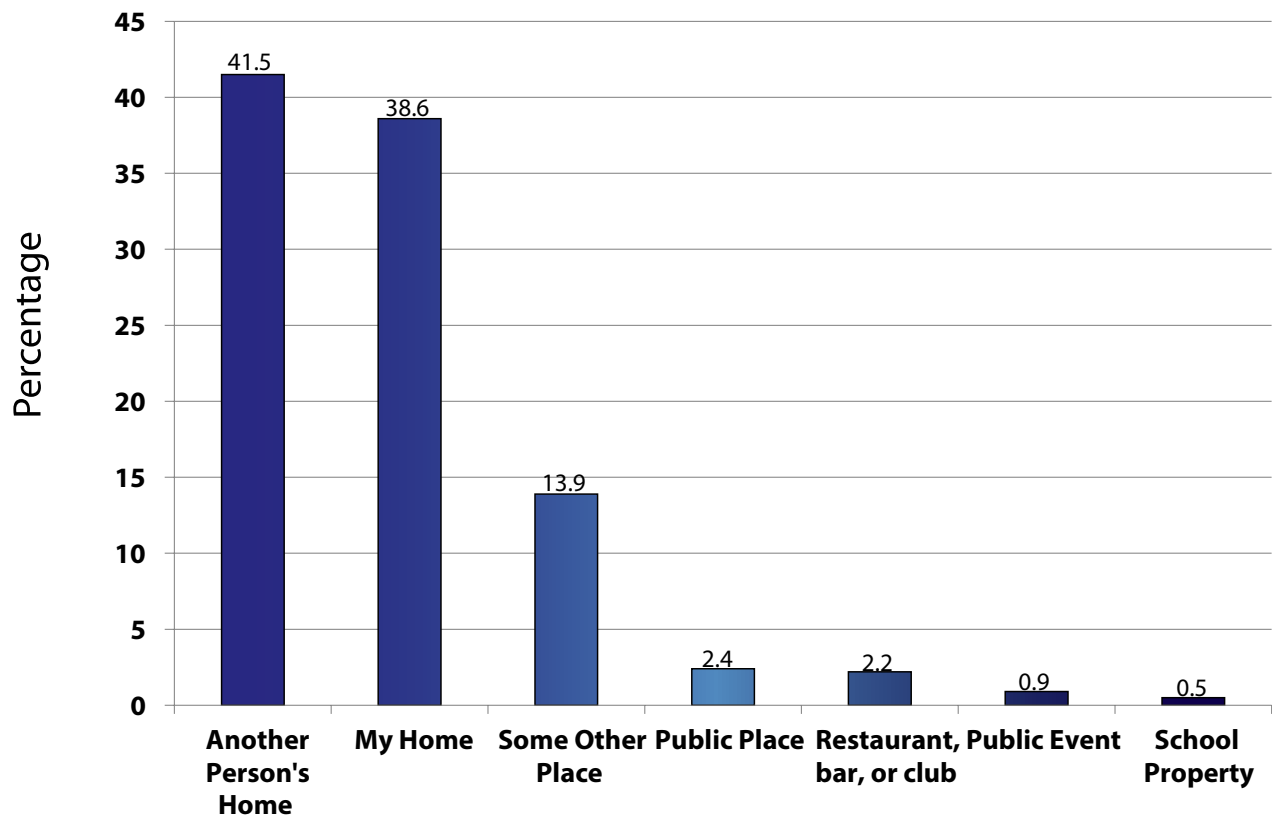


Figure 11. Comparisons of Past 12-month Delinquent Behavior Among Pasco County Middle and High School Students 2014

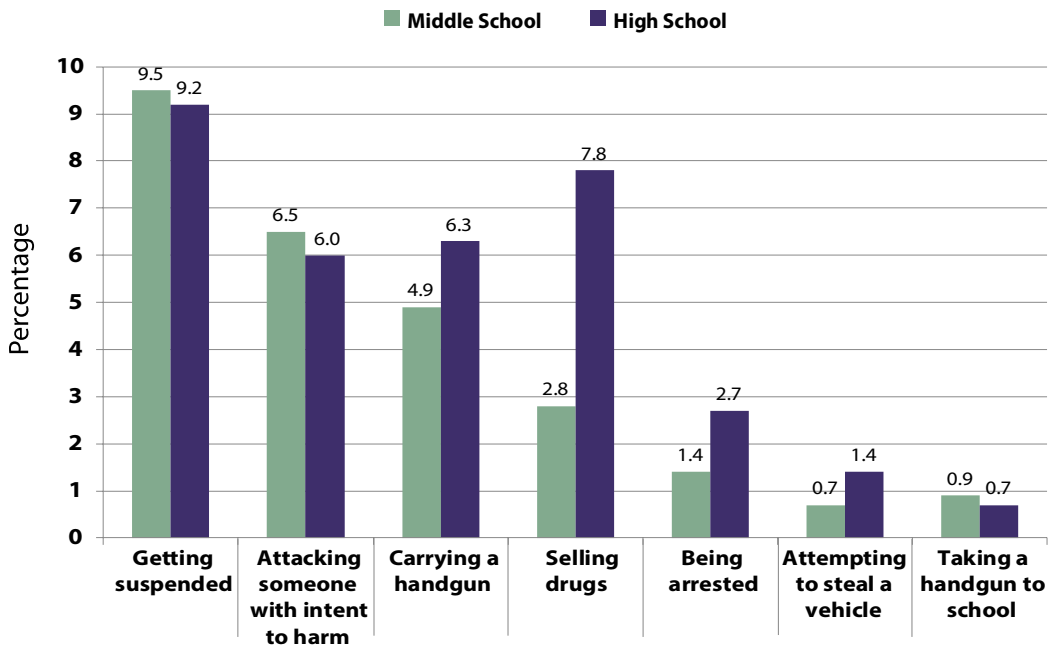
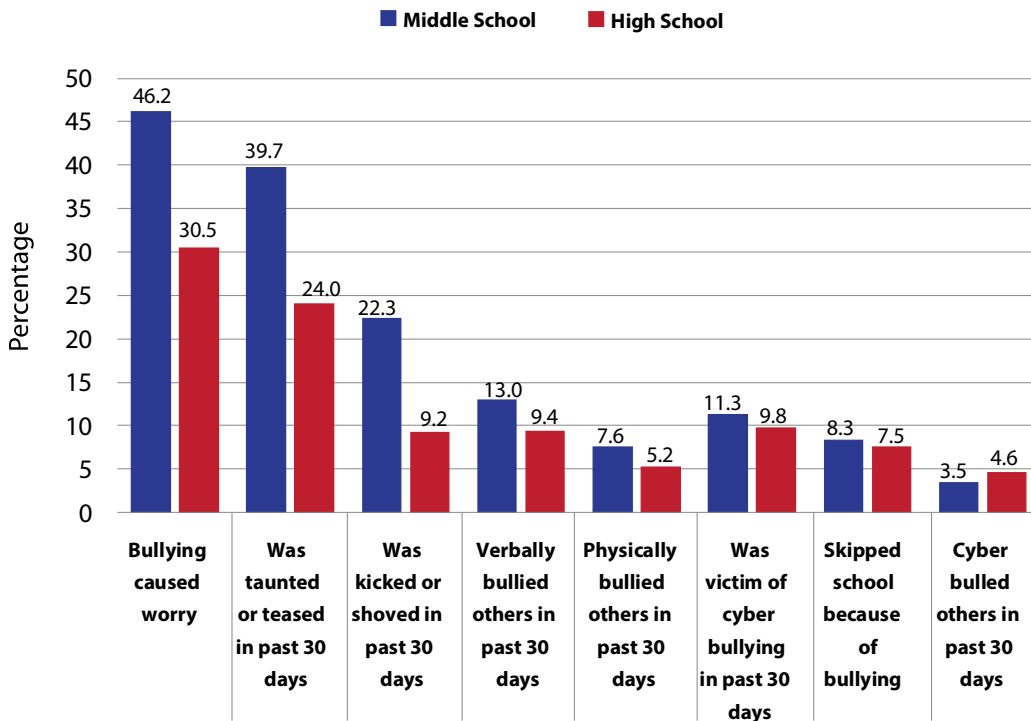
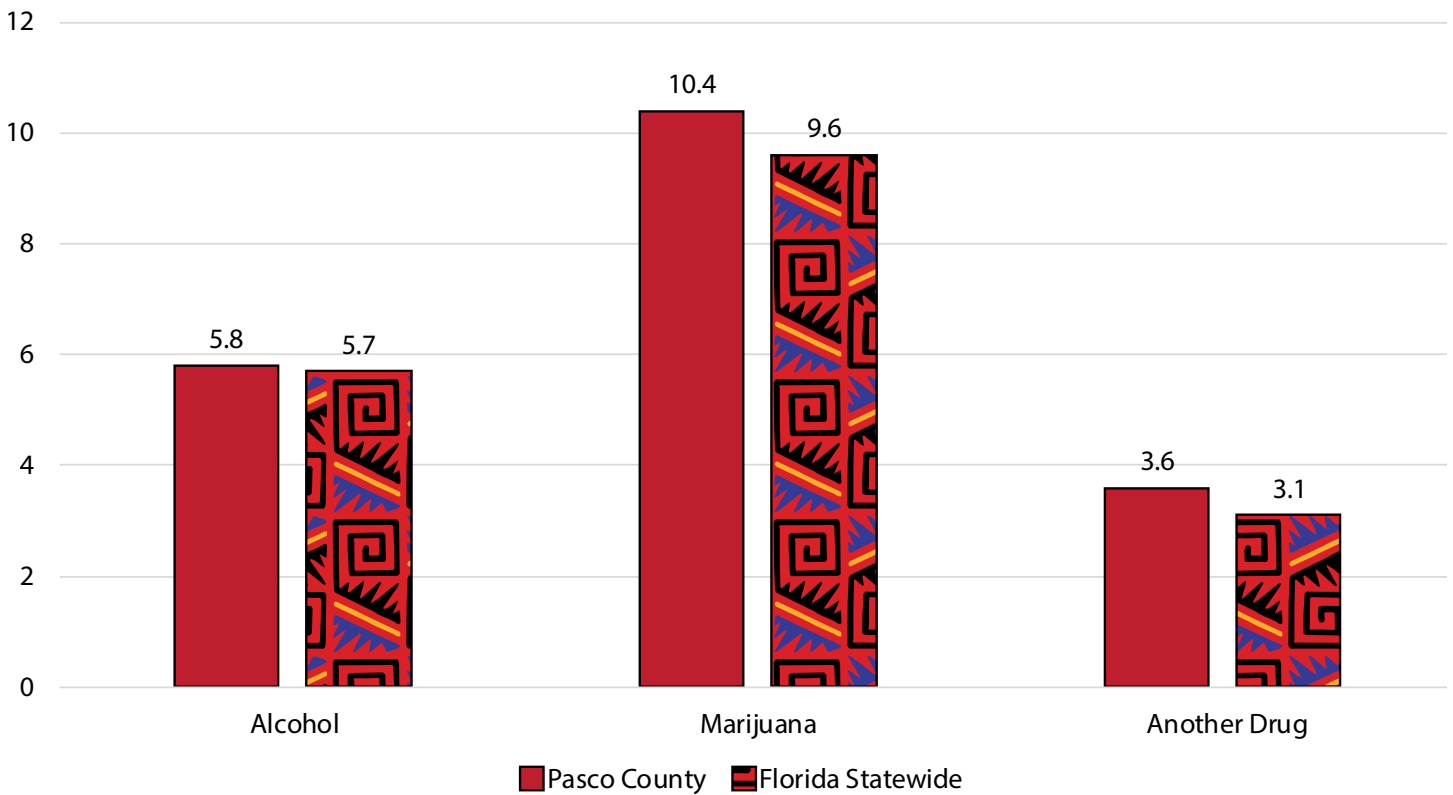


Figure 12. Bullying-related Behaviors among Pasco County Middle and High School Students, 2014

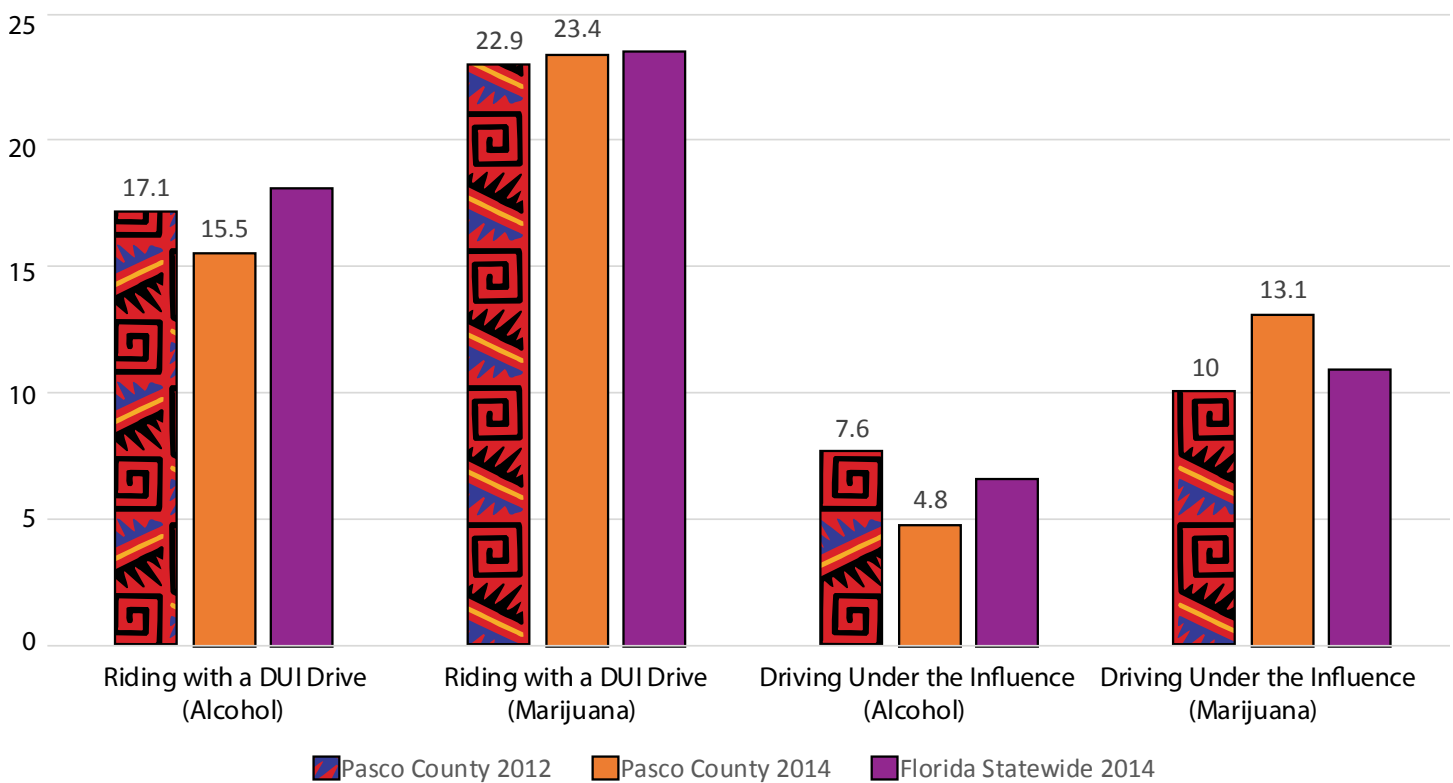


Florida Youth Substance Abuse Survey

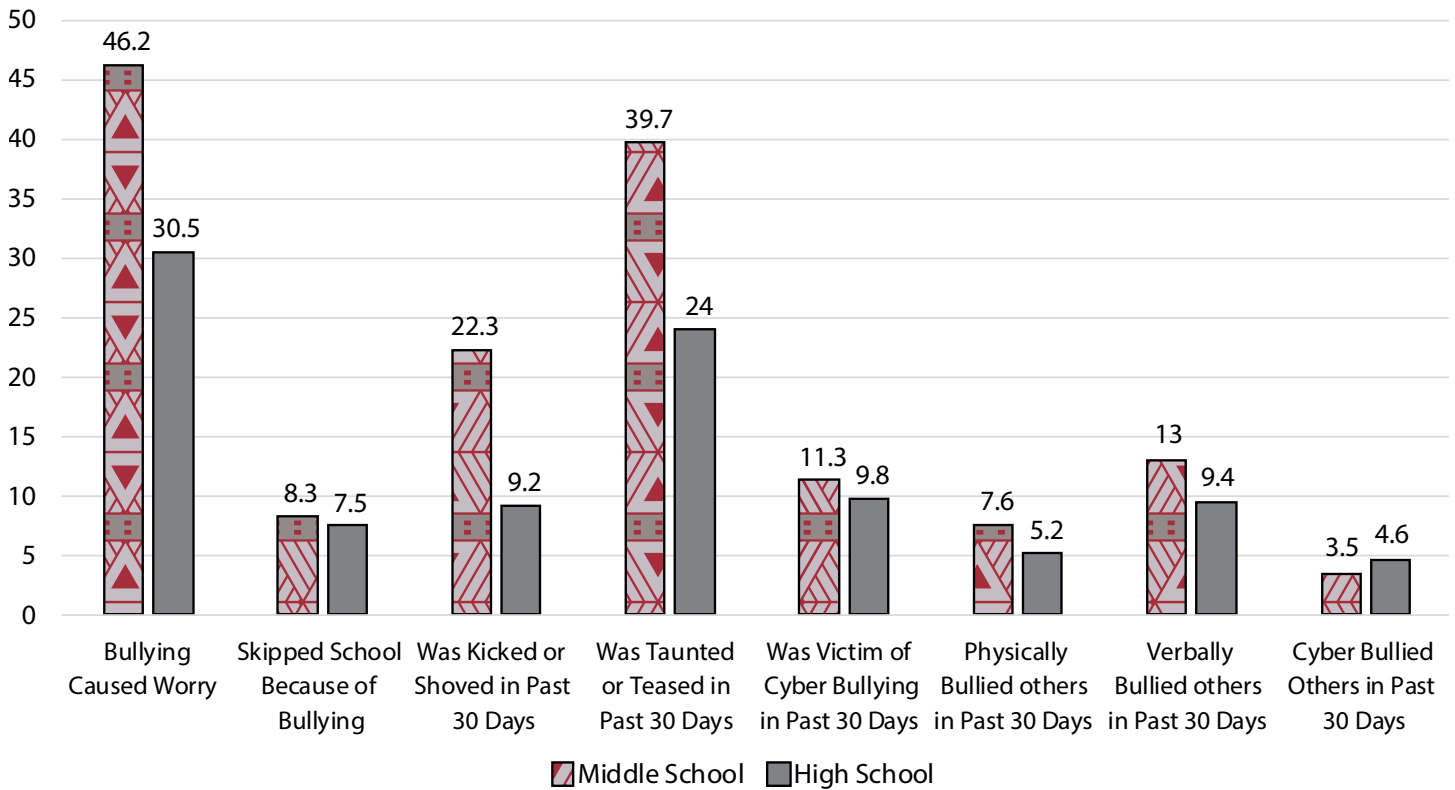
ATOD Use Before or During School, Pasco County and Florida Statewide, 2014



DUI or Riding with a Driver Under the Influence, Pasco County 2012-2014 and Florida Statewide 2014



Bullying-related Behaviors Among Pasco County Middle and High School Students, 2014

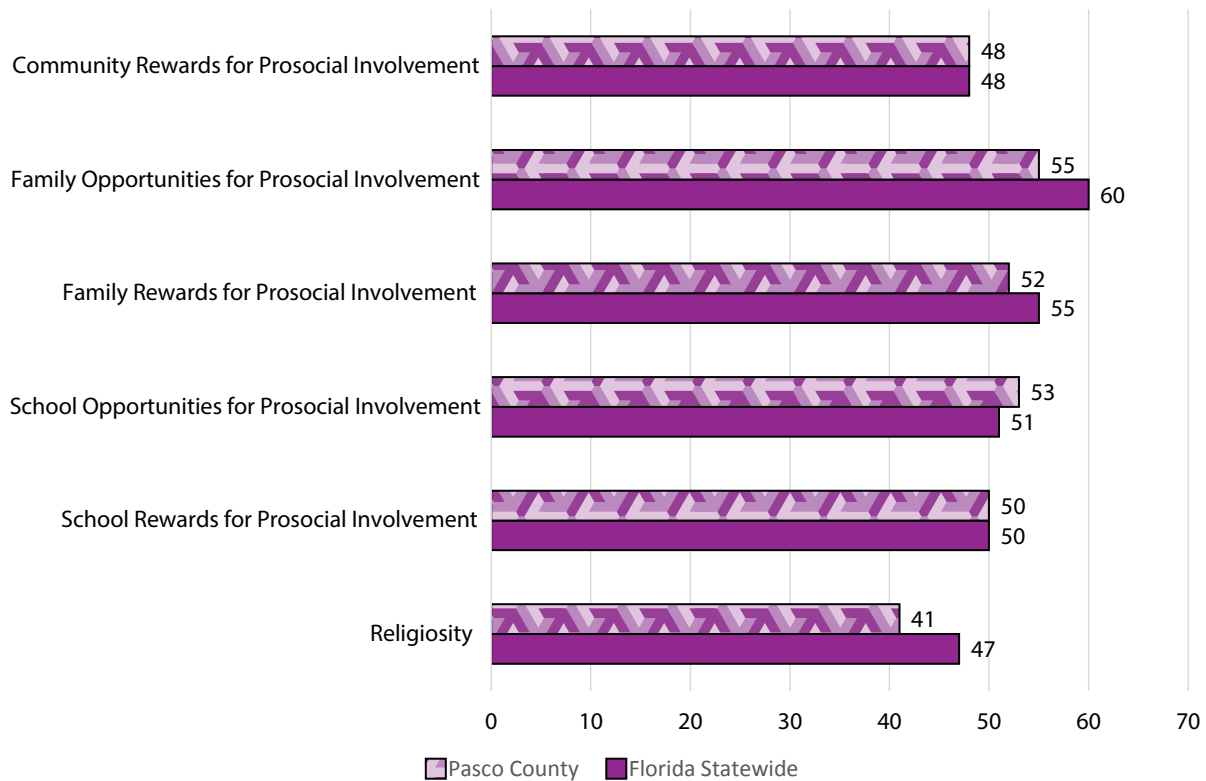


Past 30 Day Over-the-Counter Drug Use, Pasco County 2010-2014 and Florida Statewide 2014

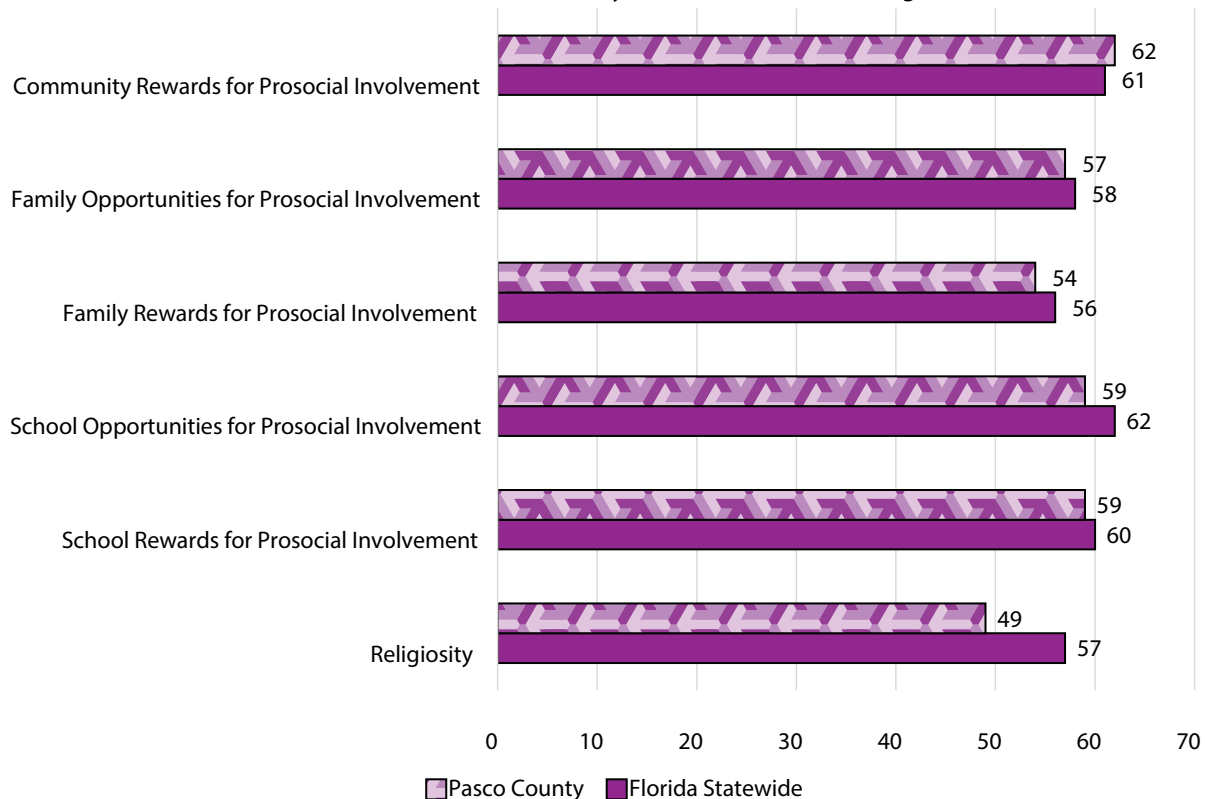
NOTE: Numbers were missing from the graph, I can estimate but I don't want to charge for that.

Florida Youth Substance Abuse Survey

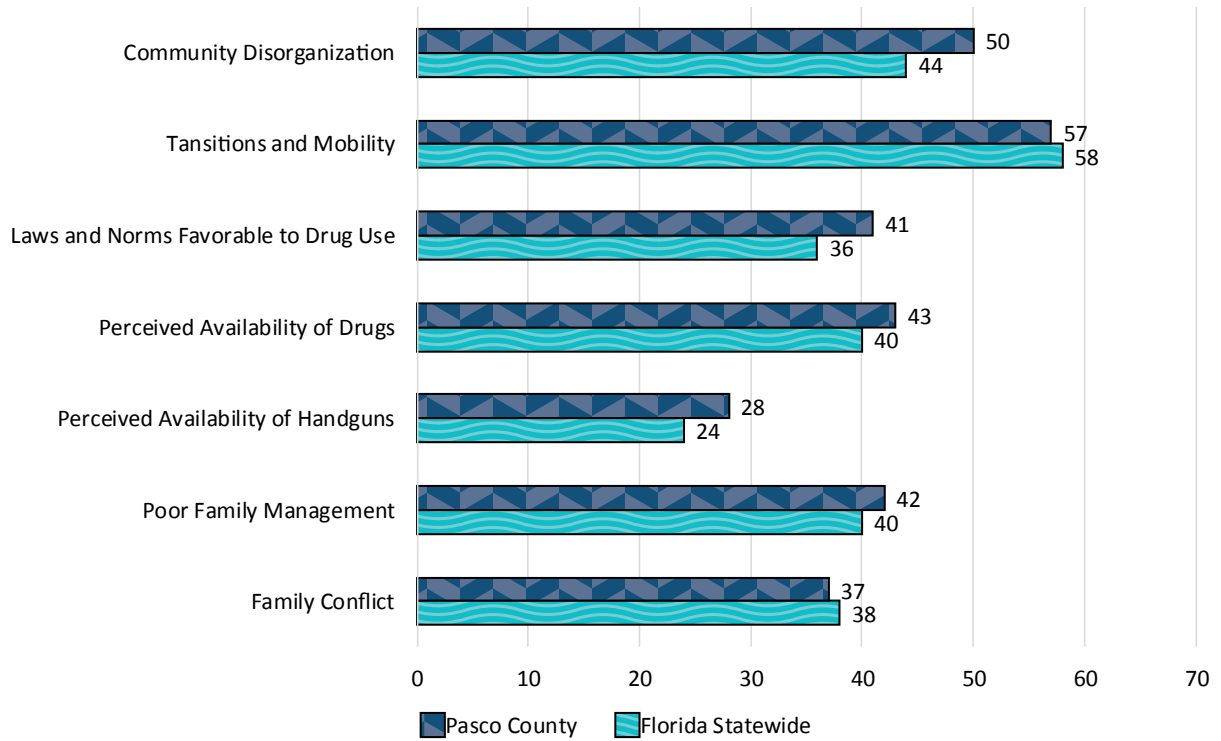
Protective Factor Prevalence Rates for Pasco County and Florida Statewide Middle School Students, 2014



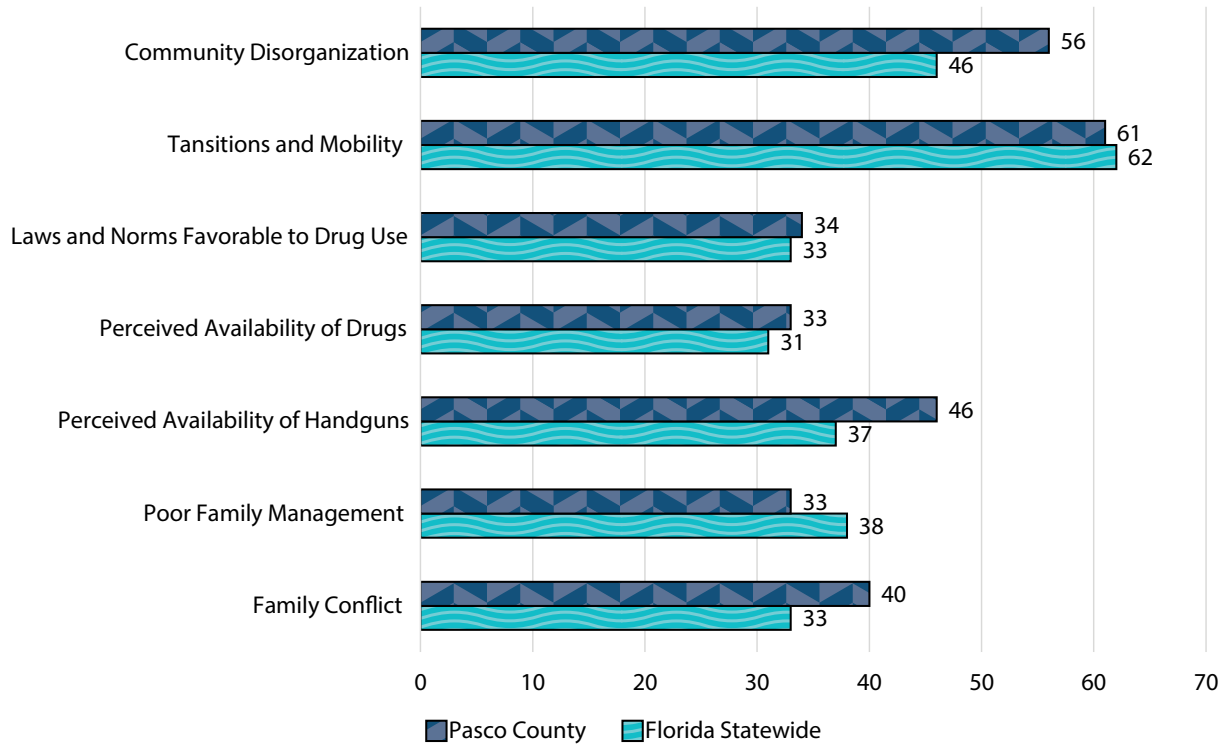
Protective Factor Prevalence Rates for Pasco County and Florida Statewide High School Students, 2014



Community Domain and Family Domain Risk Factor Prevalence Rates for Pasco County and Florida Statewide Middle School Students, 2014



Community Domain and Family Domain Risk Factor Prevalence Rates for Pasco County and Florida Statewide High School Students, 2014



Mortality Data

Table 9. Suicide Attempts Using Poisons or Medications in Pasco County by Age Group (FL Poison Information Center Network)

| Age Group | 2001 | 2002 | 2003 | 2004 | 2005 | 2006 | 2007 | 2008 | 2009 | 2010 | 2011 | 2012 |
|--------------|------------|------------|------------|------------|------------|------------|------------|------------|------------|------------|------------|------|
| 10-14 | 12 | 15 | 10 | 14 | 17 | 13 | 17 | 5 | 8 | 11 | 5 | |
| 15-19 | 36 | 56 | 41 | 50 | 55 | 45 | 57 | 69 | 55 | 38 | 59 | |
| 20-24 | 28 | 37 | 39 | 31 | 32 | 37 | 40 | 44 | 39 | 66 | 45 | |
| 25-34 | 87 | 66 | 65 | 59 | 66 | 64 | 93 | 85 | 91 | 102 | 85 | |
| 35-44 | 91 | 90 | 76 | 73 | 61 | 90 | 70 | 91 | 86 | 115 | 101 | |
| 45-54 | 53 | 57 | 51 | 47 | 52 | 61 | 80 | 86 | 93 | 87 | 83 | |
| 55-64 | 12 | 21 | 17 | 16 | 16 | 18 | 24 | 29 | 36 | 34 | 52 | |
| 65-74 | 5 | 7 | 7 | 4 | 3 | 8 | 16 | 9 | 8 | 7 | 17 | |
| 75-84 | 5 | 5 | 2 | 3 | 4 | 3 | 6 | 4 | 3 | 1 | 6 | |
| 85+ | 0 | 1 | 4 | 0 | 0 | 2 | 1 | 2 | 2 | 3 | 2 | |
| Total | 329 | 355 | 312 | 297 | 308 | 341 | 404 | 424 | 421 | 464 | 455 | |

Data obtained from Florida Poison Control

- Overall, Pasco County's suicide attempts using poisons or medications peaked in 2010.
- From 2001 to 2011, the highest number of suicide attempts using poisons or medications was among those 35 to 44 years of age.

Table 10. Pasco County Suicide Deaths by Age Group

| Age Group | 2004 | 2005 | 2006 | 2007 | 2008 | 2009 | 2010 | 2011 | 2012 | 2013 |
|--------------|-----------|-----------|-----------|-----------|-----------|-----------|-----------|------------|-----------|-----------|
| 10-14 | 0 | 0 | 0 | 0 | 0 | 0 | 1 | 0 | 0 | 0 |
| 15-19 | 2 | 1 | 2 | 1 | 1 | 3 | 1 | 5 | 6 | 0 |
| 20-24 | 2 | 1 | 8 | 5 | 3 | 3 | 5 | 4 | 4 | 4 |
| 25-34 | 7 | 8 | 8 | 4 | 14 | 12 | 9 | 11 | 9 | 12 |
| 35-44 | 15 | 13 | 12 | 16 | 18 | 21 | 15 | 21 | 13 | 12 |
| 45-54 | 22 | 17 | 17 | 26 | 19 | 24 | 24 | 22 | 17 | 22 |
| 55-64 | 8 | 7 | 22 | 14 | 13 | 3 | 20 | 18 | 13 | 16 |
| 65-74 | 6 | 7 | 12 | 8 | 10 | 6 | 8 | 12 | 9 | 14 |
| 75-84 | 7 | 8 | 3 | 9 | 7 | 5 | 3 | 12 | 6 | 8 |
| 85+ | 2 | 3 | 1 | 2 | 5 | 3 | 3 | 2 | 2 | 4 |
| Total | 71 | 65 | 85 | 85 | 90 | 80 | 89 | 107 | 79 | 92 |

Note. Florida Vital Statistics Annual Report 2011.

- Pasco County's suicide deaths have remained relatively constant over the past five years, with the 45 to 54 age group having the highest rate.

State of Florida suicide rate was 15.0 per 100,000 population in 2013.
 Pasco County suicide rate was ____ per 100,000 population in 2013.

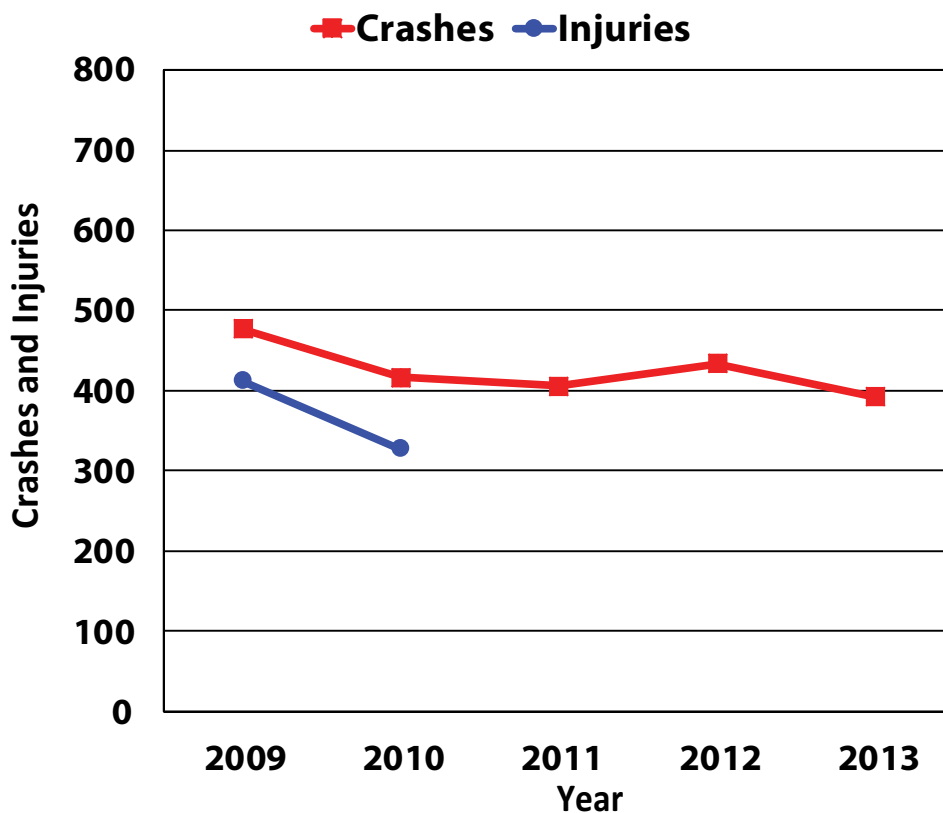
Table 11. Alcohol-Related Crashes, Injuries, and Fatalities

| DHSMV Data ¹ | Pasco County | | | | | Florida Statewide | | | | |
|-------------------------|--------------|------|------|------|------|-------------------|--------|--------|--------|--------|
| | 2009 | 2010 | 2011 | 2012 | 2013 | 2009 | 2010 | 2011 | 2012 | 2013 |
| Crashes | 477 | 417 | 406 | 434 | 392 | 20,085 | 17,748 | 17,067 | 17,258 | 17,107 |
| Injuries | 412 | 327 | -- | -- | -- | 14,130 | 12,168 | 11,816 | 12,066 | 11,346 |
| Fatalities | 28 | 26 | 19 | -- | -- | 1,004 | 794 | 920 | 877 | 859 |

Note. Data obtained from Florida Department of Highway Safety and Motor Vehicles, <http://www.hsmv.state.fl.us/>

- Pasco County alcohol-related injuries and crashes have steadily decreased from 2006 to 2010 which is consistent with Florida Statewide.
- Pasco County has steadily decreased alcohol-related fatalities from 2007 to 2010.

Figure 13. Pasco County Alcohol-Related Crashes and Injuries



Mortality Data

Figure 14. Pasco County Alcohol-Related Fatalities

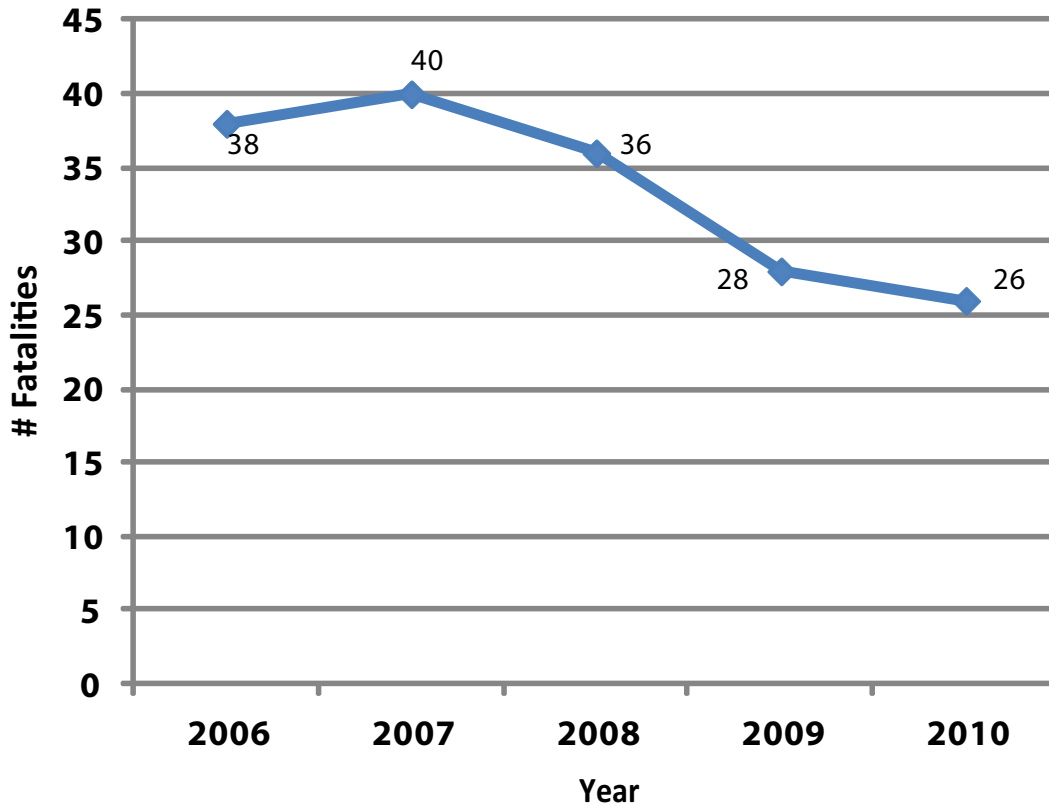


Table 12. Pasco and Pinellas Counties Drug-Related Deaths by Lethal and Non-Lethal Levels

| Drugs | Lethal Levels: Drug Was Cause of Death | | | | | Non-Lethal Levels: Drug Was Present | | | | |
|--------------|--|------------|------------|------------|------------|-------------------------------------|------------|------------|------------|------------|
| | 2009 | 2010 | 2011 | 2012 | 2013 | 2009 | 2010 | 2011 | 2012 | 2013 |
| Alprazolam | 109 | 177 | 140 | 109 | 68 | 158 | 110 | 65 | 56 | 54 |
| Diazepam | 67 | 92 | 93 | 49 | 48 | 51 | 53 | 53 | 54 | 34 |
| Oxycodone | 197 | 275 | 195 | 112 | 68 | 96 | 118 | 127 | 94 | 43 |
| Hydrocodone | 45 | 51 | 52 | 32 | 37 | 70 | 95 | 84 | 58 | 36 |
| Methadone | 117 | 127 | 102 | 96 | 69 | 26 | 41 | 25 | 24 | 14 |
| Morphine | 36 | 41 | 42 | 53 | 61 | 41 | 37 | 30 | 33 | 36 |
| Propoxyphene | 7 | 1 | -- | -- | -- | 23 | 14 | -- | -- | -- |
| Cocaine | 72 | 69 | 59 | 63 | 59 | 67 | 65 | 53 | 62 | 41 |
| Heroin | 8 | 3 | 1 | 1 | 4 | 1 | 0 | 0 | 0 | 0 |
| Total | 658 | 836 | 684 | 515 | 414 | 533 | 533 | 437 | 381 | 258 |

Note. Lethal levels indicate overdoses in which the drug was the cause of death, whereas non-lethal levels indicate instances in which the drug was present. Florida Department of Law Enforcement, *2004 Report of Drugs Identified in Deceased Persons by Florida Medical Examiners*, June 2010: <http://www.fdle.state.fl.us/publications/Examiners/2008MERDrugReport.pdf>

- The number of deaths (lethal level) caused by diazepam, hydrocodone, and morphine increased from 2009-2011.
- The number of deaths (lethal level) caused by alprazolam, oxycodone, and methadone decreased from 2010-2012.
- The number of deaths (non-lethal level) associated with alprazolam, hydrocodone, methadone, morphine and cocaine decreased from 2010 to 2011 while oxycodone increased from 2010 to 2011.

Figure 15. Comparison of Pasco and Pinellas Counties Drug-Related Deaths by Non-Lethal Level

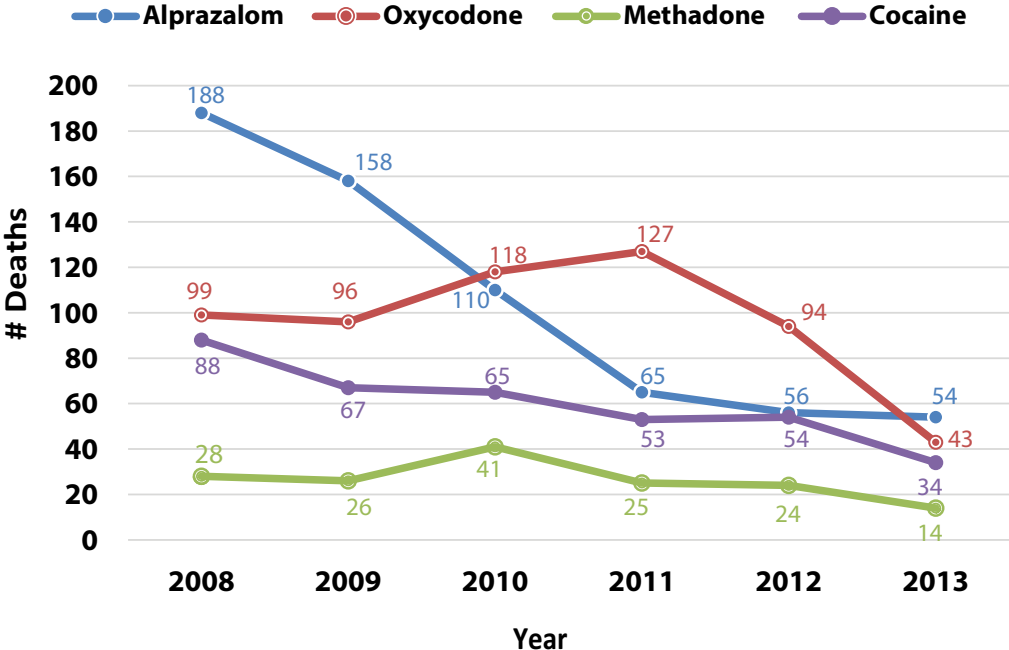
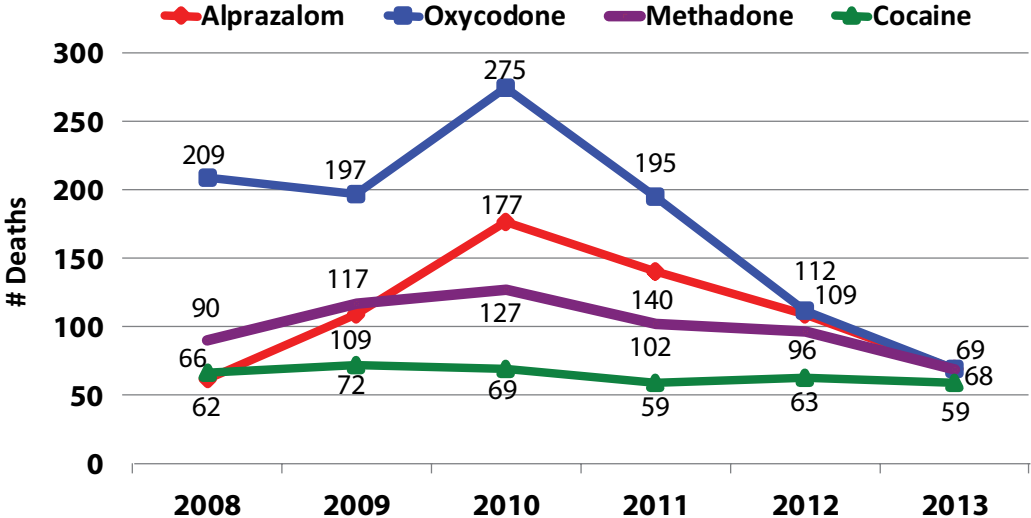


Figure 16. Comparison of Pasco and Pinellas Counties Drug-Related Deaths by Lethal Level



Mortality Data

Table 13. Pasco and Pinellas Counties Drug-Related Deaths by Age and Lethal/Non-Lethal Levels (2013)

| Drugs | Lethal Levels: Drug Was Cause of Death | | | | Non-Lethal Levels: Drug Was Present | | | |
|------------|---|-------|-------|-----|--|-------|-------|-----|
| | <25 | 26-34 | 35-50 | >50 | <25 | 26-34 | 35-50 | >50 |
| Alprazolam | 31 | 10 | 33 | 22 | 2 | 8 | 20 | 24 |
| Oxycodone | 3 | 6 | 26 | 33 | 2 | 4 | 16 | 21 |
| Methadone | 8 | 12 | 28 | 21 | 1 | 5 | 4 | 4 |
| Diazepam | 0 | 6 | 20 | 22 | 0 | 1 | 19 | 14 |

Note. Lethal levels indicate overdoses in which the drug was the cause of death, whereas non-lethal levels indicate instances in which the drug was merely present. Florida Department of Law Enforcement, 2004 Report of Drugs Identified in Deceased Persons by Florida Medical Examiners, June 2008: <http://www.fdle.state.fl.us/publications/Examiners/2008MERDrugReport.pdf>.

- The number of deaths (lethal level) caused by alprazolam, oxycodone and methadone was highest in the 30-54 age group.

Table 14. District 6 Drug-Related Deaths by Lethal and Non-Lethal Levels

| Drugs | Lethal Levels: Drug was Cause of Death | | | | Non-Lethal Levels: Drug was Present | | | |
|--------------|--|------|----------|------|-------------------------------------|------|----------|------|
| | Pasco | | Pinellas | | Pasco | | Pinellas | |
| | 2012 | 2013 | 2012 | 2013 | 2012 | 2013 | 2012 | 2013 |
| Alprazolam | | 26 | | 83 | | 21 | | 47 |
| Diazepam | | 11 | | 64 | | 11 | | 39 |
| Oxycodone | | 22 | | 131 | | 13 | | 77 |
| Hydrocodone | | 10 | | 32 | | 14 | | 48 |
| Methadone | | 26 | | 61 | | 7 | | 16 |
| Cocaine | | 14 | | 42 | | 11 | | 35 |
| Morphine | | 18 | | 26 | | 13 | | 20 |
| Propoxyphene | | -- | | 0 | | -- | | 0 |
| Heroin | | 0 | | 1 | | 0 | | 0 |

Note. Lethal levels indicate overdoses in which the drug was the cause of death, whereas non-lethal levels indicate instances in which the drug was merely present. Florida Department of Law Enforcement, 2004 Report of Drugs Identified in Deceased Persons by Florida Medical Examiners, June 2008: <http://www.fdle.state.fl.us/publications/Examiners/2008MERDrugReport.pdf>.

- In 2010 and 2011, oxycodone, followed by alprazolam, was the drug most commonly found in lethal levels from both Pasco and Pinellas County Medical Examiners.
- Pasco County is higher than Pinellas County in per capita drug-related deaths.

Figure 17. Pasco County Lethal Level of Drug is Cause of Death

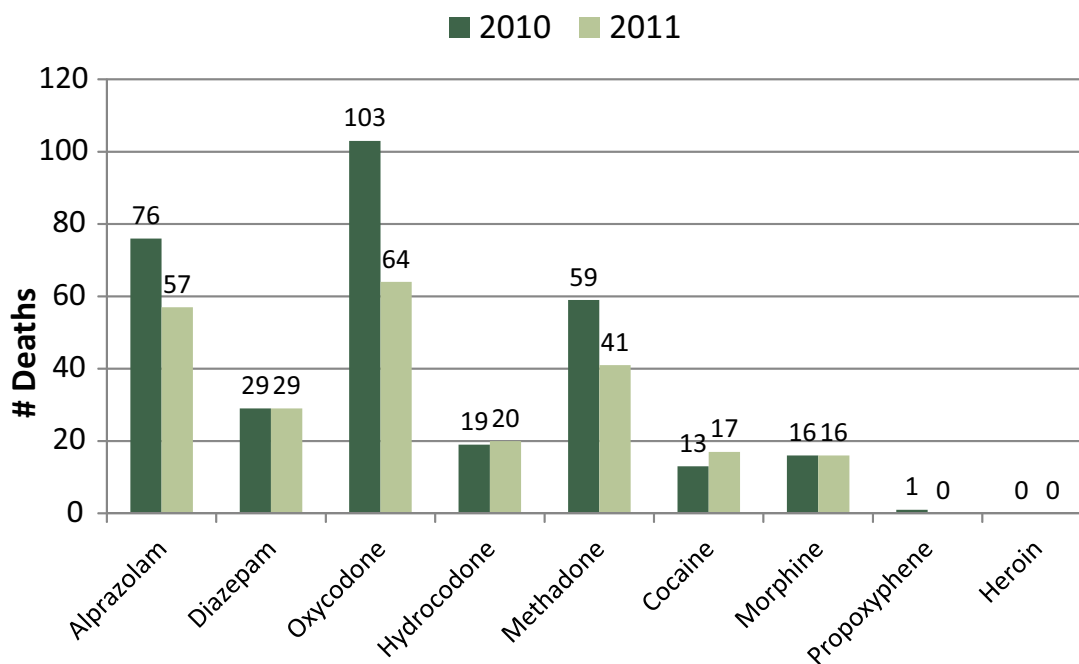
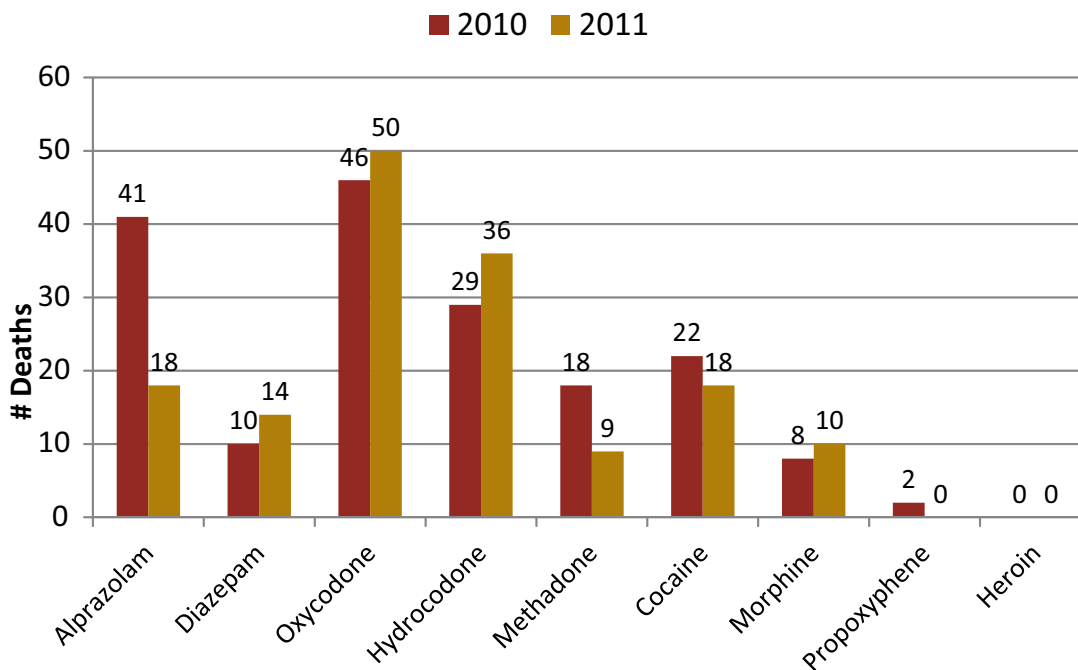


Figure 18. Pasco County Non-Lethal Drug is Present at Death



Trends in Prescription Drug Abuse

Table 15. Prescription Drug Monitoring Program Registration by County

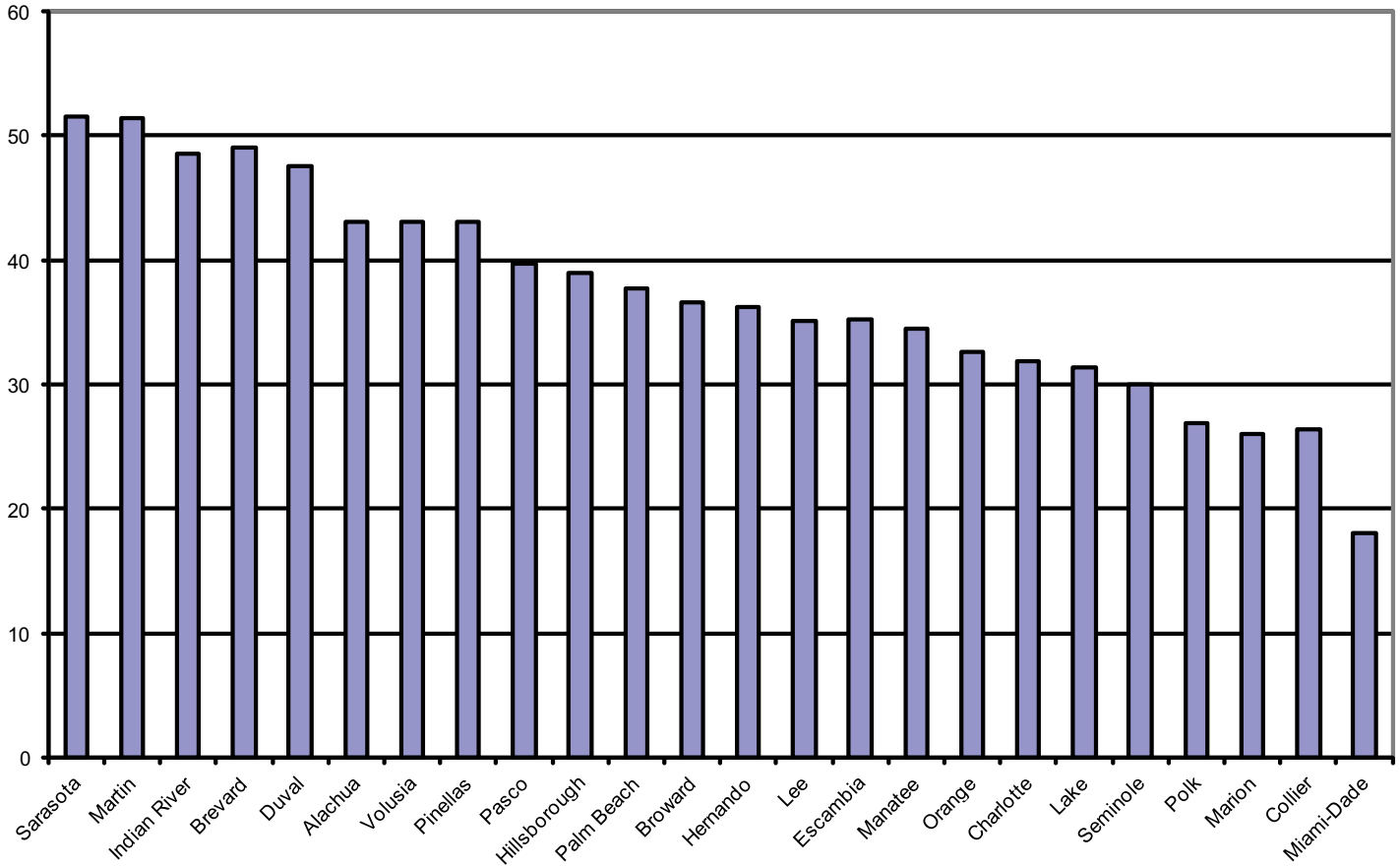
| Ranking | County | 2010 Population Point in Time Estimate | PDMP Registration Point in Time Count | PDMP Registration Rate per 100,000 population |
|---------|--------------|--|---------------------------------------|---|
| 1 | Sarasota | 389,770 | 201 | 52 |
| 2 | Martin | 143,859 | 74 | 51 |
| 3 | Indian River | 142,108 | 69 | 49 |
| 4 | Brevard | 554,908 | 272 | 49 |
| 5 | Duval | 899,820 | 428 | 48 |
| 6 | Alachua | 257,762 | 111 | 43 |
| 7 | Volusia | 506,719 | 218 | 43 |
| 8 | Pinellas | 926,217 | 399 | 43 |
| 9 | Pasco | 440,616 | 175 | 40 |
| 10 | Hillsborough | 1,200,754 | 468 | 39 |
| 11 | Palm Beach | 1,287,224 | 485 | 38 |

According to data from Florida's PDMP Program E-FORCE, the following medical professionals used the PDMP program over the past year:

| Medical Professional | Number of Users | Number of Users Who Have Queried | Queries |
|-----------------------|-----------------|----------------------------------|---------|
| Pharmacist | 1,191 | 11 | 2,247 |
| Medical Doctor | 90 | 45 | 6,934 |
| Osteopathic Physician | 34 | 13 | 955 |

As can be seen from the data above, medical doctors are utilizing the program the most with almost 7,000 queries.

Figure 19. Prescription Drug Monitoring Program Registration by County



Pasco be SMART is a collaborative initiative launched in 2012 between ASAP, Pasco County's Sheriff's Office, and Bay Care to address prescription drug abuse.

Trends in Prescription Drug Abuse

Figure 20. 126 Million Oxycodone Pills Dispensed by the Top 100 Florida Pharmacies

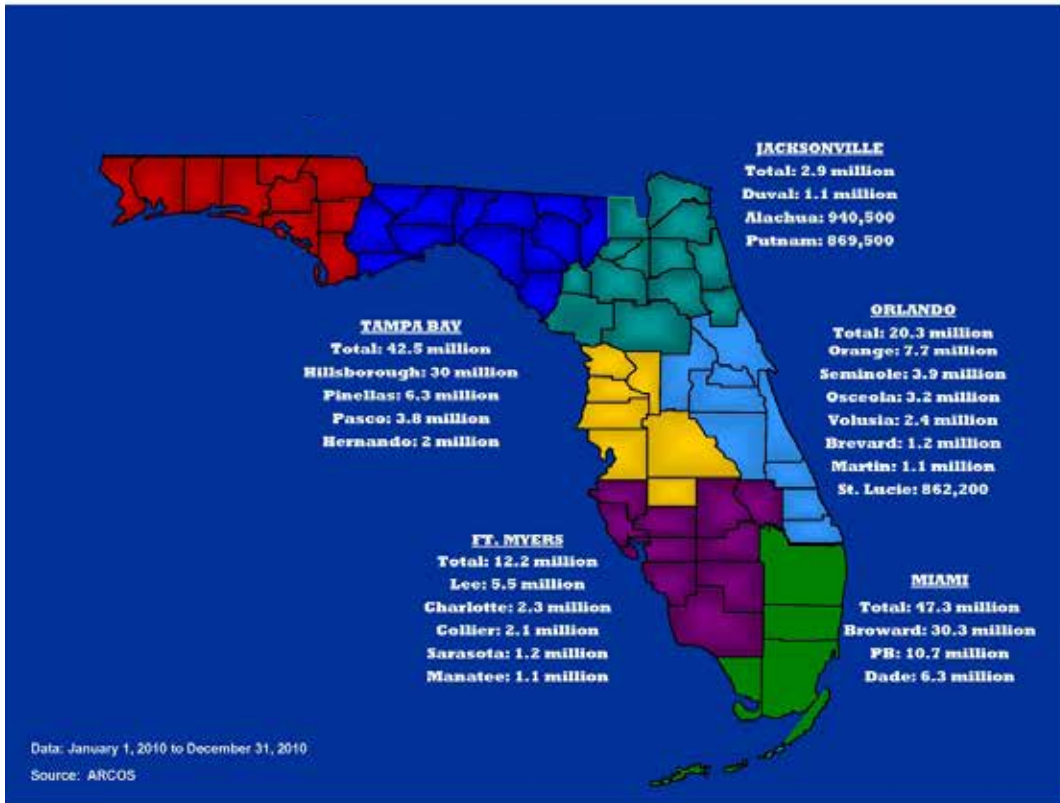


Figure 21. 98 of the Top 100 Doctors Dispensing Oxycodone Nationally are in Florida

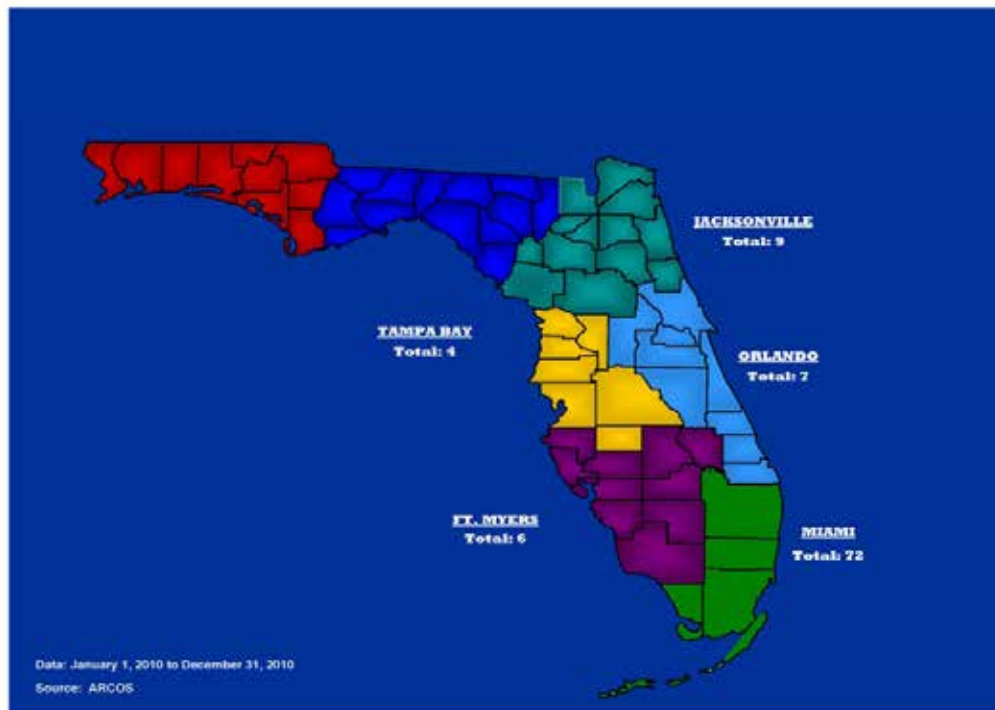


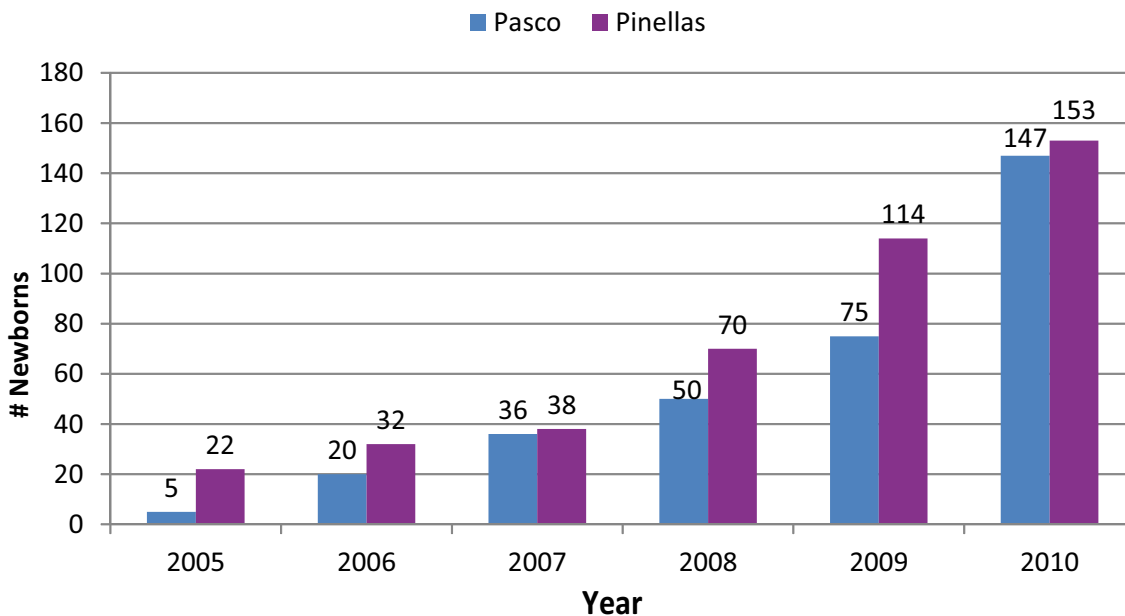
Table 16. Substance-Exposed Newborns by County of Residence

| Drugs | 2005 | 2006 | 2007 | 2008 | 2009 | 2010 |
|----------|------|------|------|------|------|------|
| Pasco | 5 | 20 | 36 | 50 | 75 | 147 |
| Pinellas | 22 | 32 | 38 | 70 | 114 | 153 |

Note. Data obtained from The Florida Agency for Health Care Administration (AHCA)

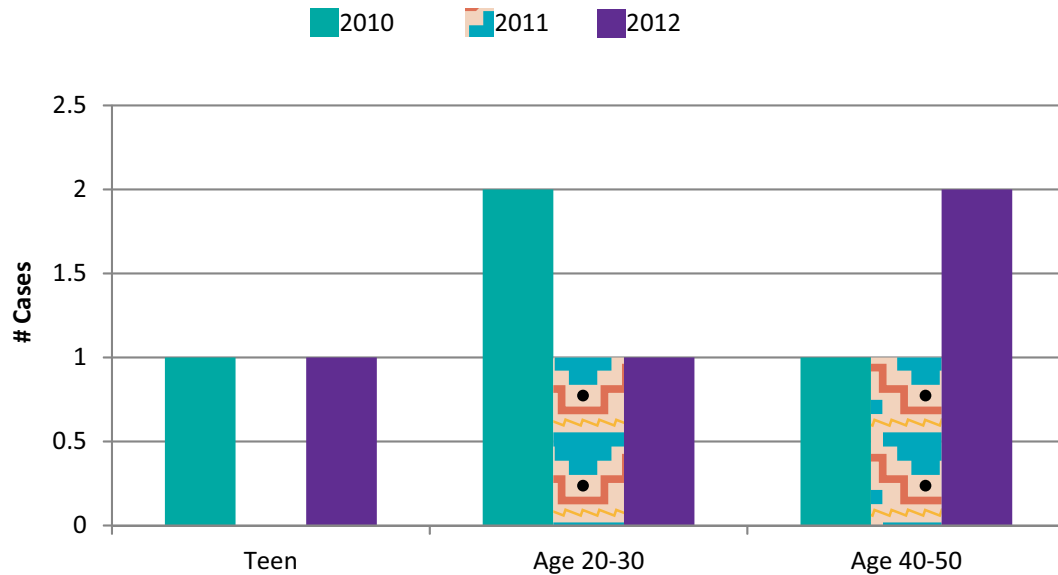
- Pinellas and Pasco Counties have consistently ranked number 1 and 2 in Florida respectively for the number of substance-exposed newborns.
- The number of infants treated for withdrawal symptoms in Florida hospitals increased 173% between 2006 and 2010.
- 63.2% of the 399 women ages 18-40 (child bearing age) that entered treatment, reported a prescription drug as their primary drug of choice in Pasco County (Baycare Behavioral Health 2009/2010 Fiscal Year).
- 2.8% of Pasco County high school students report past 30-day use of prescription pain relievers (2012, Florida Youth Substance Abuse Survey).
- The number of female inmates in Pasco Sheriff's County jails that are pregnant and have substance abuse problems with prescription drugs is increasing.
- In 2008 in Pasco County, there were 159 ER visits for an opioid related incident. There were 86 overdoses of Benzodiazepine and 20 overdoses involving other tranquilizers (2008 Agency for Healthcare Administration).
- 59% of the 457 Pasco residents surveyed feel that there is not enough enforcement of prescription drugs (2010 Pasco Alcohol Policy and Prescription Drug Use Survey).
- Pasco Sheriff's Office collected a total of 2060.8 pounds of pills in 2011.
- Dade City Police Department's permanent drop box collected over 1,000 pounds in 2011.

Figure 22. Substance Exposed Newborns by County of Residence



Trends in Synthetic Drug Abuse

Figure 23. Pasco County Bath Salt Cases by Age



Note. Data obtained from Florida Poison Control. Case refers to calls made to poison control.

Bath Salts

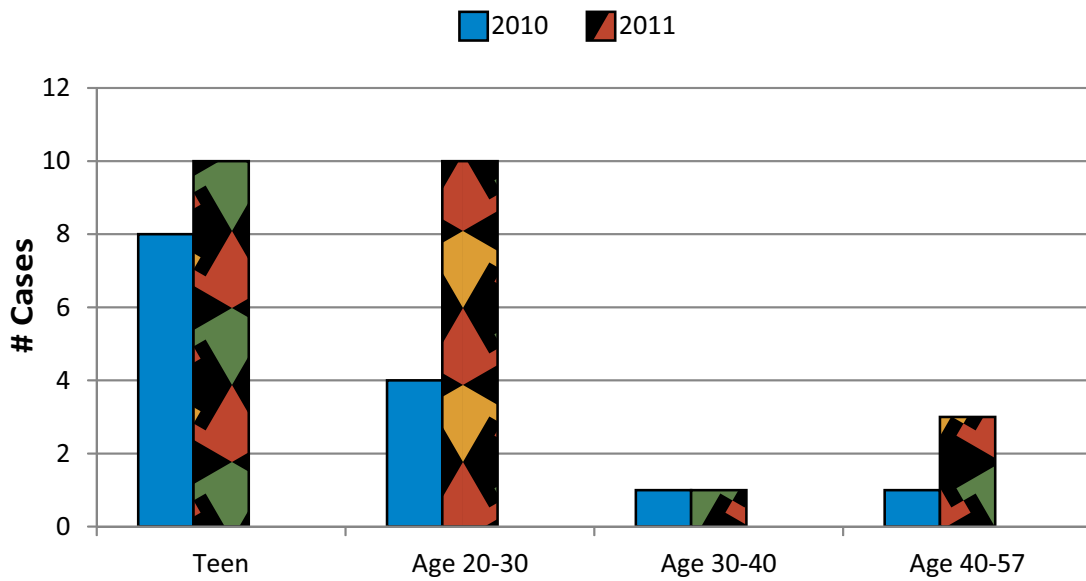
- In 2010, there were 303 cases nationwide (23 of these were in Florida).
- In 2011, there were 6,072 cases nationwide (165 of these were in Florida).

Bath Salts Toxicity: Most Common Signs and Symptoms

The most common signs and symptoms of bath salt use are:

- Agitation
- Combative
- Fast Pulse
- Delusions and Paranoia
 - Chest Pain
- High Blood Pressure
- Dilated Pupils

Figure 24. K-2/Spice Use in Pasco County by Age



Note. Data obtained from Florida Poison Control

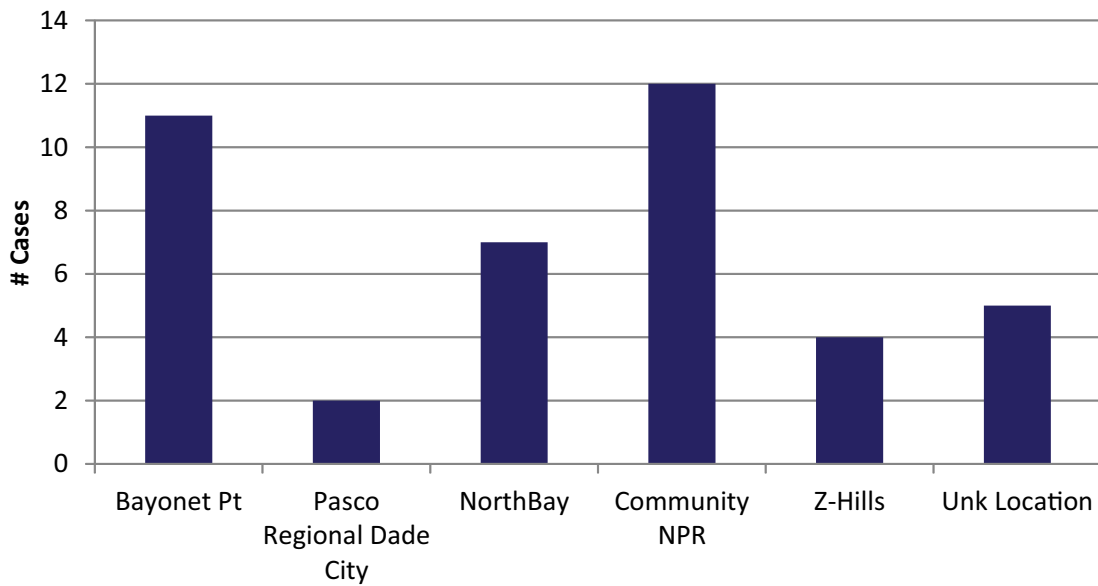
Side effects of K2/Spice include:

- Mild effects may include rapid pulse, dizziness, vomiting, drowsiness, headache, and/or hyperventilation.
- Moderate effects may include minor symptoms plus high blood pressure, urine retention, confusion, slurred speech, hallucinations, agitation, fainting, dilated pupils, pain, or seizures.



Trends in Synthetic Drug Abuse

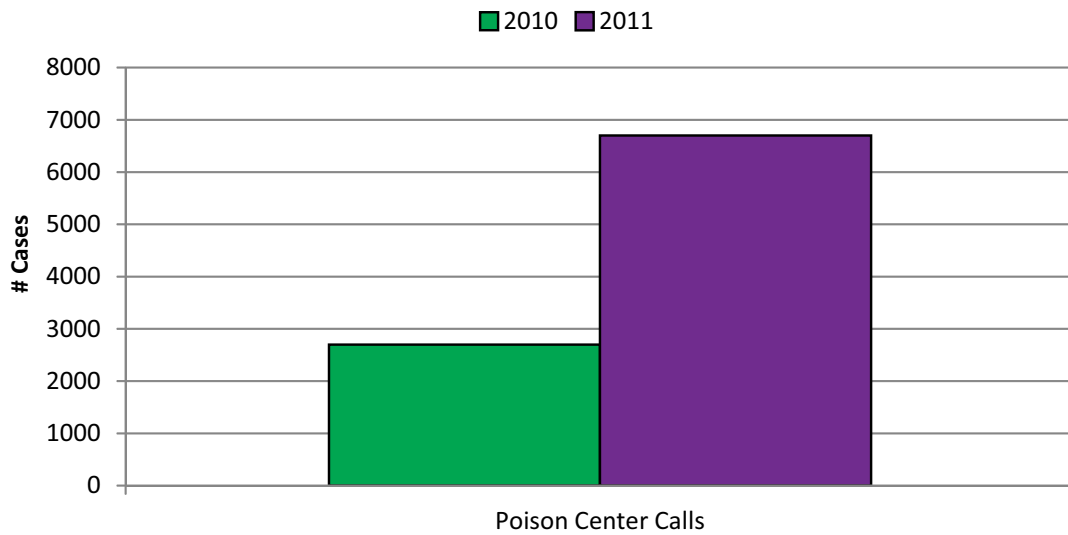
Figure 25. K-2/Spice Cases by Hospital Location



Note. Data obtained from Florida Poison Control

- More calls of K2/Spice were made to Poison Control from the west side of Pasco County.

Figure 26. K-2/Spice Use Nationwide



Note. Data obtained from Florida Poison Control

- There was an increase (over 100%) of poison center calls from 2010 to 2011 nationwide.

Treatment Data

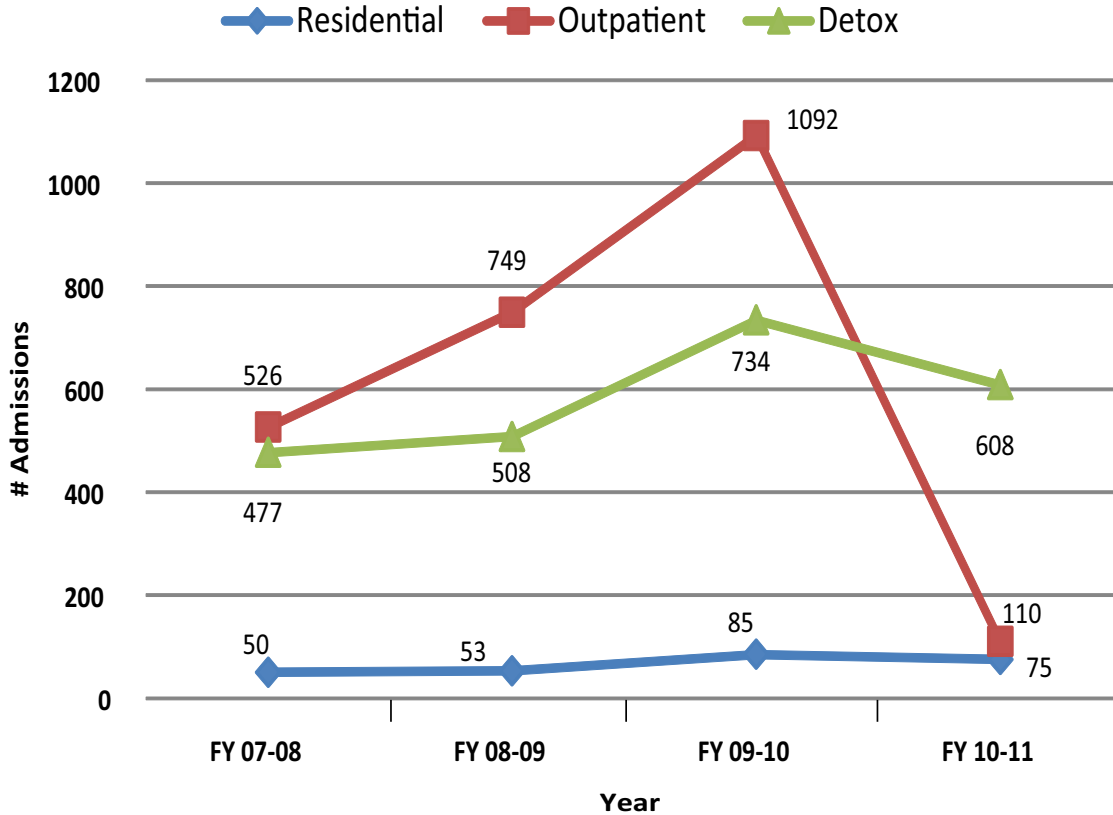
Table 17. Admission to Substance Abuse Treatment

| | Pasco County | | | |
|---------------|--------------|--------------|--------------|--------------|
| | FY 2007/2008 | FY 2008/2009 | FY 2009/2010 | FY 2010/2011 |
| Adults | | | | |
| Residential | 50 | 53 | 85 | 75 |
| Outpatient | 526 | 749 | 1092 | 110 |
| Detox | 477 | 508 | 734 | 608 |
| Youth | | | | |
| Residential | 45 | 36 | 65 | 16 |
| Outpatient | 109 | 161 | 97 | 76 |

Note. Data obtained from BayCare Behavioral Health

- BayCare Behavioral Health adult outpatient admissions increased from 2007/2008 to 2009/2010.
- Youth residential admissions nearly doubled from 2008/2009 to 2009/2010.

Figure 27. Adult Admissions to Pasco County Substance Abuse Providers



Treatment Data

Table 18. Admission Data on Drug of Choice for Adults in Pasco County

| Drug of Choice | Adult Drug of Choice FY 2009/2010 | | |
|---------------------|--------------------------------------|------------|------------|
| | Primary | Secondary | Tertiary |
| Opiates | 566 | 173 | 58 |
| Alcohol | 246 | 67 | 46 |
| Marijuana | 145 | 141 | 59 |
| Crack | 81 | 83 | 42 |
| Methamphetamine | 35 | 5 | 8 |
| Minor tranquilizers | 37 | 92 | 67 |
| Other | 22 | 17 | 20 |
| TOTAL | 1132 | 578 | 300 |

Note. Data obtained from the Baycare Behavioral Health Network

- For adults, opiates were the leading primary drug of choice in 2009/2010, followed by alcohol and marijuana.

Table 19. Admission Data on Drug of Choice for Youth in Pasco County

| Drug of Choice | Youth Drug of Choice FY 2009/2010 | | |
|---------------------|--------------------------------------|------------|-----------|
| | Primary | Secondary | Tertiary |
| Marijuana | 97 | 17 | 6 |
| Opiates | 21 | 29 | 39 |
| Alcohol | 6 | 47 | 14 |
| Crack | 1 | 6 | 4 |
| Methamphetamine | 1 | 1 | 2 |
| Minor tranquilizers | 0 | 0 | 0 |
| Other | 2 | 3 | 9 |
| TOTAL | 128 | 103 | 74 |

Note. Data obtained from the Baycare Behavioral Health Network

- For youth, marijuana was the leading primary drug of choice in 2009/2010, followed by opiates and alcohol.

Appendix A: Who are Pasco's Impaired Drivers? The Current Results of the Last Drink Survey

They are:

- Male (69%)
- White (85%)
- Between 30 – 49 years of age (23% in the 30 -39 age group and 22% in the 40 - 49 age group), 5% are under 21

They consumed:

- Alcohol Only 83%
- Drugs Only 12%
- Alcohol and Drugs 5% (When BAC level is above .08 drugs are not tested.)
- Had 5 or more drinks (44%)
- Most likely at a club, bar or restaurant (52%) before arrest, 11% advised they were at a house party
- Beer was the most popular (50%) alcoholic beverage followed by mixed drinks (23%)
- Prescription drugs were the most common drug used (17%)

Arrested:

- They were most likely arrested on a Friday (20%) or a Saturday (21%)
- Had a BAC of .15 or Higher (29%)
- 42% refused to take a breath and/or a urine test
- For 67% it was their first offense
- They drove less than 5 miles before being arrested (69%)
- 53% were arrested by the Pasco Sheriff's Office
- 57% didn't think about getting arrested prior to arrest

Consequences:

- The loss of driver's license (42%) and financial costs (39%) were the greatest consequence of arrest.

The last drink survey is a self report survey completed by persons arrested for DUI and participating in the DUI Offender Program. It is nearing 2500 completed surveys submitted by impaired drivers in Pasco County. This a snapshot of survey highlights, for a complete survey contact Pasco ASAP.

Appendix B: Pasco County Last Drink Assessment

| Variable | Number |
|---|--------|
| 1. Gender | |
| Male | 1708 |
| Female | 765 |
| 2. Age | |
| Under 21 | 126 |
| 21 - 25 | 373 |
| 26 - 29 | 273 |
| 30 - 39 | 561 |
| 40 - 49 | 536 |
| 50 - 59 | 415 |
| 60 and above | 199 |
| 3. Race | |
| White | 2097 |
| Black | 63 |
| Hispanic | 235 |
| Asian/Pacific Islander | 23 |
| Native American | 16 |
| Multi-Racial | 44 |
| 4. Program | |
| First Time Offender Program | 1691 |
| Multiple Offender Program | 817 |
| 5. Were you required to attend substance abuse treatment | |
| Yes | 1083 |
| No | 1241 |
| 6. Were you arrested for DUI because of your use of | |
| Alcohol only | 1976 |
| Illegal and/or prescription drugs only | 276 |
| Combination of alcohol and drugs | 143 |
| 7. How many times have you been arrested for DUI, including this arrest? | |
| 1 - 2 | 2147 |
| 3 - 4 | 229 |
| 5 or more | 18 |
| 8. Day of arrest | |
| Sunday | 331 |
| Monday | 277 |
| Tuesday | 211 |
| Wednesday | 250 |
| Thursday | 333 |
| Friday | 463 |
| Saturday | 500 |

Appendix B: Last Drink Assessment

| Variable | Number |
|--|--------|
| 9. For alcohol related arrests, what was your blood alcohol level (BAC)? | |
| 0.05 - 0.07 | 102 |
| 0.08 - 0.10 | 183 |
| 0.11 - 0.12 | 150 |
| 0.13 - 0.14 | 157 |
| 0.15 or higher | 600 |
| Refusal | 868 |
| 10. One the day or your arrest, what was the total number of alcoholic drinks you had that day? | |
| 1 - 2 | 356 |
| 3 - 4 | 718 |
| 5 or more | 1015 |
| Drugs only | 206 |
| 11. Approximately how many miles did you drive from the location of your last drink before being stopped? | |
| 1 - 5 miles | 1550 |
| 6 - 10 miles | 344 |
| 11 -15 | 152 |
| 16 or more miles | 214 |
| 12. What law enforcement agency stopped you? | |
| Local Police Department | 450 |
| Pasco Sheriff's Office | 1303 |
| Florida Highway Patrol | 533 |
| Other | 158 |
| 13. Did you have any passengers in the vehicle with you when stopped? | |
| Yes | 674 |
| No | 1777 |
| 14. Did your DUI arrest involve a traffic crash? | |
| Yes | 561 |
| No | 1884 |
| 15. What was the location of your last drink before you were arrested? | |
| Your own residence | 369 |
| At someone else' residence | 506 |
| At a club, bar, or restaurant | 1194 |
| At a speciat event (Gasparilla, Chaso, Guavaween) | 40 |
| Other | 189 |
| 16. If your last drink before you were arrested was at a residence, were there more than 10 people there? | |
| Yes | 237 |
| No | 1056 |
| Last drink was not a a residence | 701 |

Appendix B: Last Drink Assessment

| Variable | Number |
|---|--------|
| 17. If your last drink before you were arrested was at a residence, would you consider it a house party? | |
| Yes | 219 |
| No | 1007 |
| Last drink was not at a residence | 713 |
| 18. Were individuals under the age of 21 served alcohol? | |
| Yes | 128 |
| No | 1816 |
| 19. County of last drink: | |
| Pasco | 2002 |
| Hillsborough | 176 |
| Hernando | 28 |
| Pinellas | 93 |
| Other | 23 |
| 20. Was proof of age required by bartender / server? | |
| Yes | 830 |
| No | 1192 |
| 21. At the location you were drinking right before you were arrested, how many hours were you there? | |
| 0 - 3 hours | 1392 |
| 4 - 6 hours | 592 |
| 7 or more hours | 251 |
| 22. At the location you were drinking right before you were arrested, what type of drinks did you have? | |
| Beer | 1338 |
| Wine | 169 |
| Shots of alcohol | 482 |
| Mixed drinks | 609 |
| Energy drinks | 83 |
| 23. Did any of the following occur at the location of your last drink prior to your arrest? | |
| Someone suggested I take a bus/taxi | 90 |
| Someone encouraged me to call a friend to pick me up | 85 |
| Someone tried to take my car keys to prevent me from driving | 100 |
| Someone offered to call a cab | 40 |
| Someone offered to give me a ride | 107 |
| I was escorted out of the location | 23 |
| I was asked to leave the location | 45 |
| I was refused service by the bartender/server | 17 |
| Someone recommended that I wait before driving | 150 |
| Someone recommended that I not drive | 250 |

Appendix B: Last Drink Assessment

| Variable | Number |
|---|--------|
| 24. On the day/night of your arrest, were you drinking at any other locations before the location of ... | |
| Yes | 631 |
| No | 1876 |
| 25. On the day/night of your arrest, were you using any of the following drugs, besides alcohol | |
| Prescription drugs | 409 |
| Marijuana | 189 |
| Cocaine | 47 |
| Meth | 8 |
| Heroin | 2 |
| None | 1689 |
| Other | 43 |
| 26. On the day/night of your arrest before you were driving, how likely did you think it was that you ... | |
| Didn't think about it | 1342 |
| Very unlikely | 792 |
| Somewhat likely | 157 |
| Very likely | 73 |
| 27. What has been the greatest consequence of your being arrested/convicted for DUI? | |
| Impact on job | 379 |
| Impact on family | 577 |
| Loss of driver's license | 1011 |
| Financial costs | 911 |
| Having the conviction on my record | 541 |
| Jail time | 304 |
| Other | 189 |
| 28. What do you think would help prevent people from getting a DUI? | |
| Fines/arrest for people that host underage drinking parties | 773 |
| No/fewer drinking games at parties | 405 |
| No/fewer games at bars/clubs | 372 |
| No/fewer drink specials at bars/clubs | 417 |
| More availability of food at bars/clubs | 505 |
| Training bar/club employees on responsible alcohol service | 849 |
| Bartenders using only measured amounts of alcohol (shots) so drinkers can accurately know how much they've had to drink | 501 |
| Security personnel at bars/clubs that pay attention and deal with intoxicated customers | 935 |

Acknowledgements

This research project was conducted as part of a community substance abuse assessment on behalf of the Pasco County Alliance for Substance Abuse Prevention (ASAP). We would like to express our appreciation to Kathleen A. Moore, Ph.D. and M. Scott Young, Ph.D., from the Department of Mental Health Law and Policy, Louis de la Parte Florida Mental Health Institute, at the University of South Florida for their work to coordinate the assessment and evaluation of the substance abuse indicators for Pasco County. Several local agencies contributed data, including the Pasco County District School Board, Pasco County Sheriff's Office, and BayCare Behavioral Health. Finally, thanks to Carrie Wagner for her assistance with the graphic design and layout of this report.

For more information about Pasco County's Alliance for Substance Abuse Prevention or the Profile of Alcohol and Drug Indicators, please contact:

ASAP

7809 Massachusetts Avenue

New Port Richey, FL 34653

(727) 597-2284

www.pascoasap.com

mrousseau@pascoasap.com

